



GENUINE MEGA.

MAC

APPLICATIONS FOR KOMATSU® ARTICULATED TRUCKS



MEGA ARTICULATED TRUCK TANK





GENUINE MEGA.

SPECIALTY HAULAGE SOLUTIONS FOR CONSTRUCTION AND MINING

For over 35 years, Mega has been manufacturing water & fuel tanks, coal haulers & bottom-dump trailers, equipment transports, specialty dumper bodies, mobile pumps and, most recently, elevating scrapers for use in construction and mining applications around the world. Mega designs and manufactures all of its products and sells and supports these products through OEM construction & mining equipment dealers worldwide.

Mega products are designed to work properly with Komatsu's products, to maintain full Komatsu® warranty and to utilize Komatsu® componentry to the greatest extent possible. Mega warrants all of its products for one year/unlimited hours. Mega manufactures its products in its facilities at its headquarters in Albuquerque as well as with manufacturing partners in Chile, Colombia, South Africa, Australia, India and the United Kingdom. Mega provides equipment and parts sales and technical support to its dealers and end-customers for all of its products around the world.

We look forward to serving you!



Jim Kunz
President

MEGA CORP.®
700 Osuna Rd. N.E. • Albuquerque, NM 87113
1-800-345-8889 • 505-345-2661 • Fax 505-345-6190
www.megacorpinc.com

TABLE OF CONTENTS

<i>MAC-MEGA ARTICULATED CONVERSION</i>	1
MAC 6	2
MAC 7 & 8.....	3
<i>MEGA STANDARD FEATURES</i>	4-7
Direct Pin Mounting.....	4
Flexible Front Mounting.....	4
Hydraulic Oil Cooler for MAC 6	4
Ladder & Hand Rails	4
LED Lighting & Utility Lights	4
Mud Flaps	4
Water Level Gauges	4
Technical Manuals.....	4
MEGA Spray System.....	5
M3 & M4B Water Pump	5
MEGA Spray System Cab Control.....	5
MEGA Electro Hydraulic Spray Control System	5
MEGA Spray Head Valves	6
MEGA Hydraulic Spray Head	6
Rear Spray Bar	6
Spray Capability	7
<i>MEGA OPTIONAL FEATURES</i>	8-14
Factory Installation.....	8
Spray Options	8
Tank Dump Options.....	9
MEGA Water Cannon.....	10
MEGA Foam Agent Fire Suppression System	11
MEGA Nozzles.....	11
DiSCS™-Mega Digital Spray Control System.....	12
Self-Loading Capability	13
Corrosion Resistant Package	14
Hose Reel	14
Quick Component Package	15
<i>MEGA WARRANTY</i>	16



MAC-Mega Articulated Conversion

GENUINE MEGA DESIGN WITH IMPROVED PERFORMANCE AND COST EFFECTIVENESS.

The Mega MAC (Mega Articulated Conversion) tanks are designed and built to compliment the Komatsu® ADT chassis and are available in capacities ranging from 6,000 to 8,000 gallons (22,712 liters to 30,283 liters).

The Mega MAC tank is sold in kit form for easy dealer installation. The kit includes a fully assembled tank as well as the parts required for integration onto a new or used dealer-provided Komatsu® ADT chassis. The parts are shipped in a sealed, weather proof container and are organized into individually boxed sub-assemblies, which correspond to the included installation instructions and technical drawings. This makes installation simple and quick.

The Mega product support team is available to assist with all facets of installation via phone or e-mail. Mega stocks a complete line of service and repair parts and orders can be placed on-line at our website or by phone. On-site technical assistance is available – speak with your Mega sales representative for complete details.

Available Mega MAC Water Tanks for Komatsu® Articulated Trucks

MEGA MODEL	TANK SIZE	CHASSIS CONFIGURATION
MAC6	22,710 Liters (6,000 Gallons)	HM300 ADT
MAC7	26,495 Liters (7,000 Gallons)	HM350 ADT
MAC8	30,280 Liters (8,000 Gallons)	HM400 ADT

For other tractor models and custom sizes please contact Mega or your local dealer for more information.

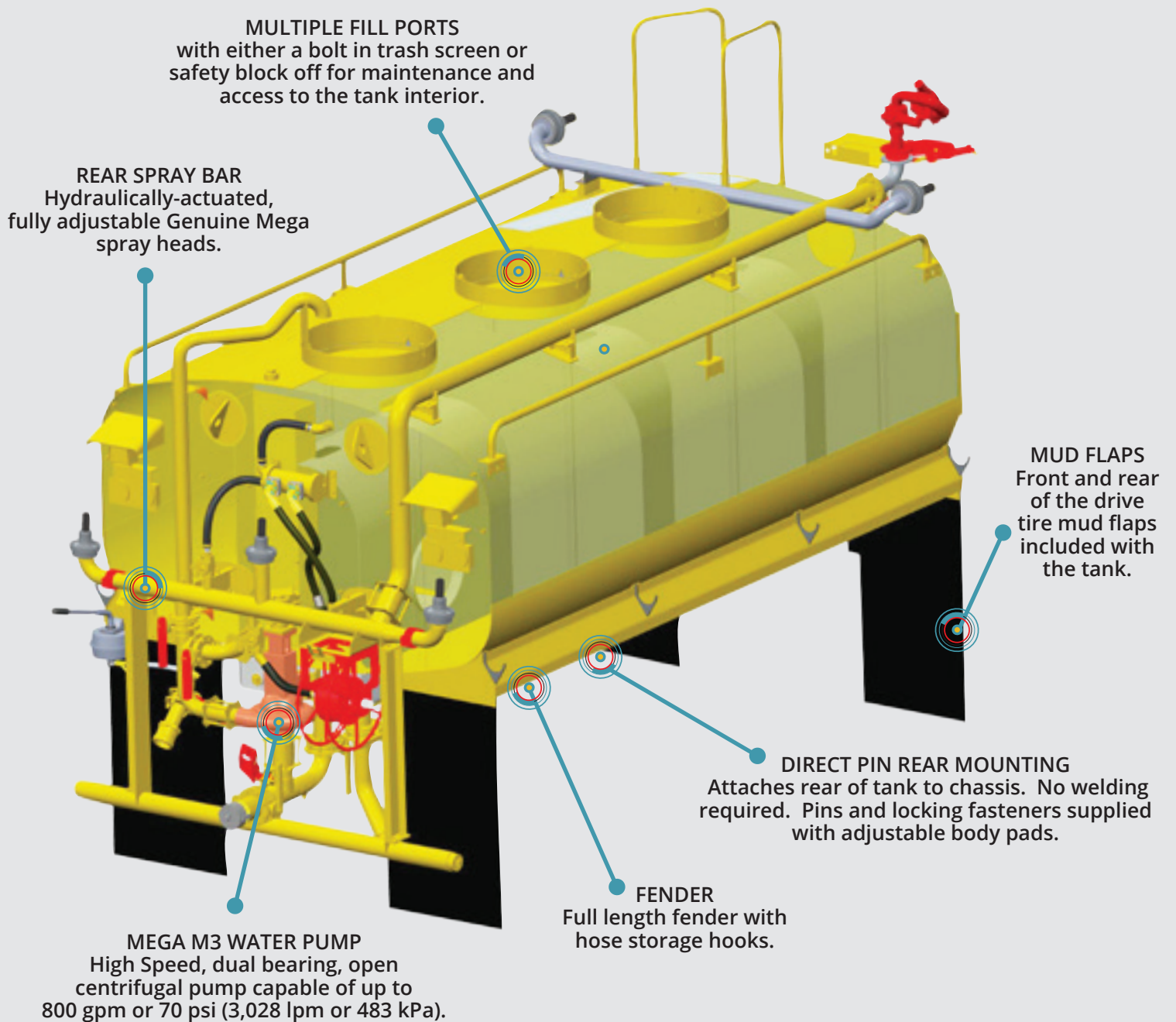


MAC 6

While Tanks May Look Similar On The Outside- It's What's Inside That Counts!

All Mega tanks are designed with safety, performance and durability in mind. Tractor chassis life is improved and maintenance decreased because our tanks are engineered in collaboration with Komatsu® to match GVW, braking and chassis load ratings. Mega MAC6 tanks feature a dual elliptical tank design combined with a proprietary baffling system that minimize the effects of surging water while maximizing tank

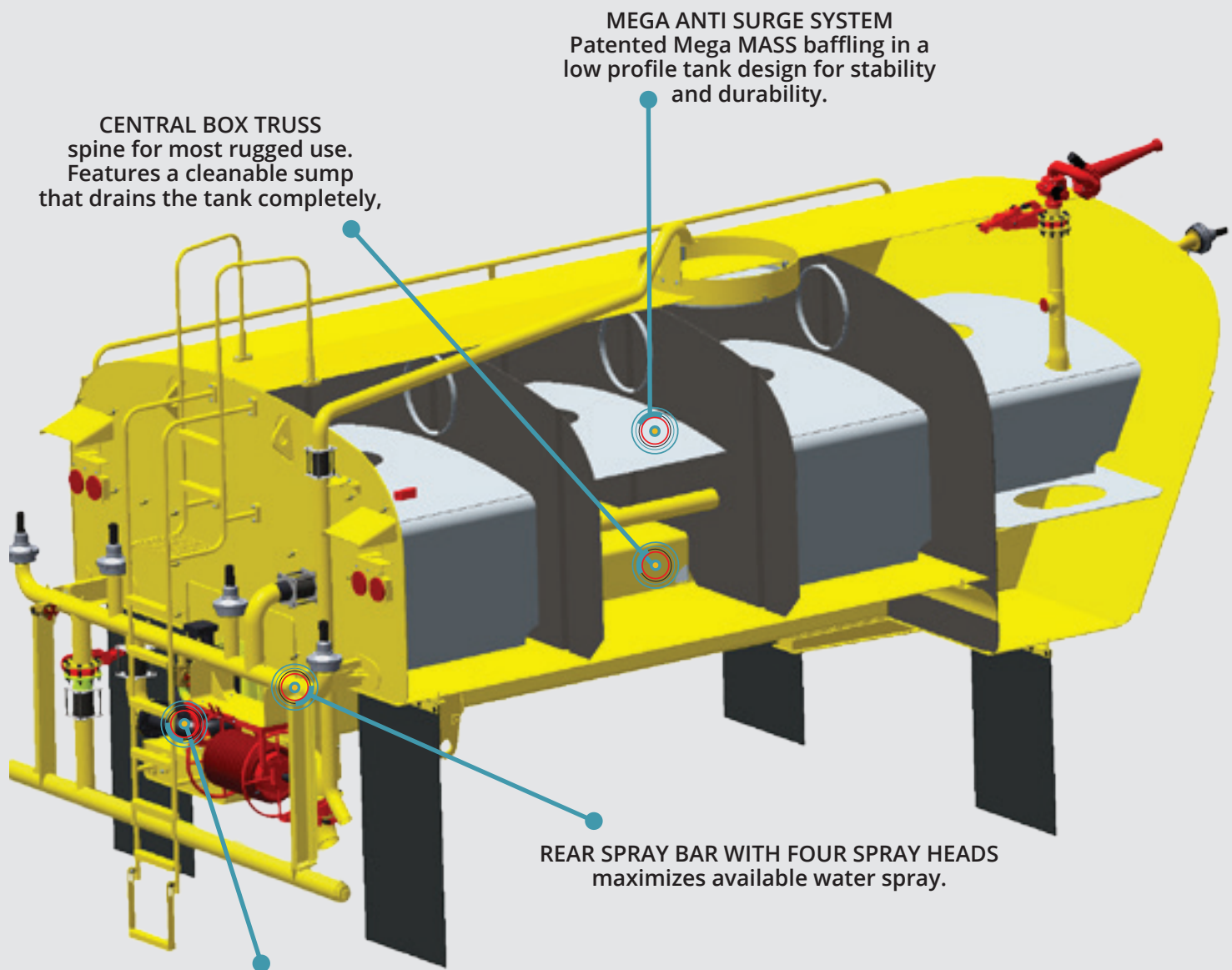
longevity. The tank mounting system utilizes line-bored rear pin mounts and flexible clamp front mounts that require no welding making tank installation and removal simple. Mega MAC6 tanks for the HM300 truck chassis also include a standard hydraulic oil cooler to protect the tractor hydraulic system from overheating in demanding applications.



Mega M.A.S.S baffling for superior strength, stability and longevity.

Mega MAC7 and MAC8 tanks are designed and built to thrive in the most demanding construction, mining, and power generation environments. These flat bottom-style tanks are built around a heavy box truss design that supports the line-bored direct pin rear mounts and flexible clamp style front mounts that require no welding to enable easy installation and removal of the tank. Our MASS (Mega Anti Surge System) baffling provides the most stable, lowest profile, and longest-lived tank on the market today. Tractor chassis life is improved and maintenance decreased because our tanks are engineered in

collaboration with Komatsu® to match their ROPS, braking and chassis load ratings. The MASS design fully drains the tank into a cleanable sump that feeds the high performance Mega M4B water pump. The water pump powers individually-controlled, hydraulically-actuated, fully-adjustable, rear spray heads that can be set for anything from light dust suppression to heavy wide-path soaking. Spray is controlled by our electro-hydraulic spray control system that has unmatched versatility and dependability.



MEGA ANTI SURGE SYSTEM
Patented Mega MASS baffling in a low profile tank design for stability and durability.

CENTRAL BOX TRUSS
spine for most rugged use. Features a cleanable sump that drains the tank completely,

REAR SPRAY BAR WITH FOUR SPRAY HEADS
maximizes available water spray.

MEGA M4B WATER PUMP
High Speed, dual bearing, open centrifugal pump capable of up to 1000 gpm or 100 psi (3,785 lpm or 689 kPa).



STANDARD Features



Direct Pin Mounting With Line-Bored Holes

Mega MAC tanks pin directly to the rear pivot mounts of the truck chassis. No welding is required at this point. New pivot pins and shims are supplied with the tank.



Flexible Front Mounting

The truck chassis is allowed to flex beneath the spring type front mounting tie downs. No welding is required to install these mounts.



Hydraulic Oil Cooler For MAC6

Mega MAC6 kits includes oil cooler to permit extended water pump operation.



Ladder and Hand Rails (EU Products)

All Mega tanks include an access ladder to the top of the tank. Our standard ladder features tread grip rungs for a sure footed grip and hand rails at the top of the ladder for ease of access to the top of the tank. Optional customized safety railing is available upon request to meet your exact requirements (extra charges may apply).



LED Lighting & Utility Lights

All clearance, stop, and tail lighting on Mega tanks are LED type for long life and low maintenance. Two work lights are mounted on the rear bulkhead of the tank beneath water shedders. The lights are controlled by switches on the cab control.



Mud Flaps

Mud flaps fore and aft of rear drive tires are standard equipment on all Mega MAC tanks.



Water Level Gauges

There are two LED type water level gauges standard on MAC tanks. One on the cab control module and one on the solenoid control housing on the front bulkhead of the tank.



Technical Manuals

Each Mega water tank kit includes one set of the following manuals: Operators Manual, Maintenance Manual, Parts, Kit Installation Guide/Instructions as well as service drawings and schematics. Additional sets of manuals are available for purchase. Please contact Parts Sales for more information.

Mega Spray System

Mega Water Pumps

The heart of the Mega spray system is the water pump. The water pump is actuated with the truck's hydraulic hoist pump and valve system. Mega spray controls ensure proper integration with the truck chassis' hoist valve and ECM. Oil is returned into the truck oil filtration and cooling system.

MAC6 models feature the Mega M3 heavy-duty water pump which produces up to 800 gpm or up to 70 psi. Direct bolt on hydraulic motor mount and steel splined coupling simplify drive motor connection. Heavy shaft and dual bearing design provide long life and high water output for superior spray fan and water cannon performance.

MAC7 and MAC8 tanks feature the Mega M4B high performance water pump capable of over 1000 gpm or over 100 psi. The M4B series of pump also feature direct bolt on hydraulic motor mount and steel splined coupling to simplify drive motor connection. The M4B pumps are available in both standard cast iron as well as corrosion-resistant models with stainless steel waterways.



Mega M4B Water Pump



Mega M4B Corrosion Resistant Water Pump



Mega M3 Water Pump

Mega Cab-Control

The in-cab spray control module provides independent control of each spray head, water valve and accessory of the Mega water tank. Included in the cab control module is an LED type water level gauge. Our control module is built for rugged use in the harshest environments of mining and construction.

Electro - Hydraulic Spray Control System

The Mega electro-hydraulic spray system provides independent control of all spray nozzles and valving with the dependability of hydraulic actuation. The solenoid control module is mounted inside a weatherproof steel housing mounted on the front bulkhead of the tank. There are two electronic water level gauges, one on the cab control module inside the cab and one on the solenoid control module outside the cab. Our electro-hydraulic spray system provides unsurpassed dependability and ease of service.



Standard Cab Control Module



Mega Spray Head Valves

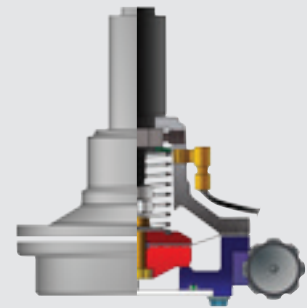
Mega developed and patented its spray heads in 1976 and has continually improved them since. Each Genuine Mega spray head is fully adjustable for fan volume, width, and direction. Precision water application is a simple matter of proper selection of spray head settings and the number of spray heads activated.

Standard Mega spray head valves are constructed of a high-quality aluminum alloy metal. We offer optional stainless steel models to better resist corrosion and abrasion of harsh waters often found in mining environments.



Mega Hydraulic Spray Head Valves

The Mega hydraulic spray head valve utilizes a custom made high quality heavy-duty double acting hydraulic cylinder to open and close the valve portion of the spray head. This spray head valve is suitable for any heavy equipment prime mover and requires a hydraulic solenoid spray control system.



Rear Spray Bar

Rear Spray Bar

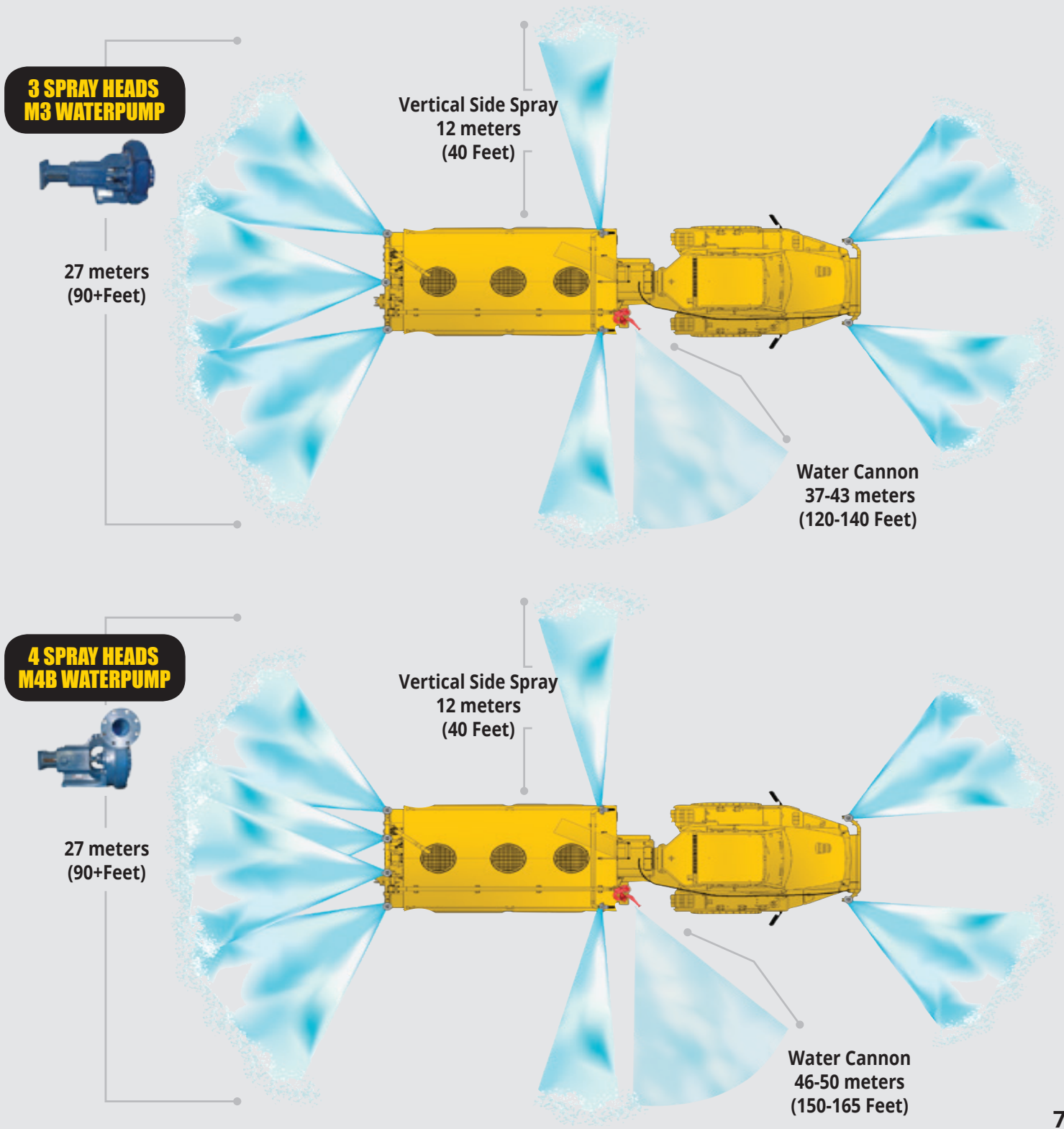
The Mega MAC rear spray bar is designed to fully utilize the full capability of the water pump. The MAC6 uses a 3 spray head configuration where the center head acts as the primary sprayer while the two outboard swiveling heads act as supplemental spray for soaking and side washing. The spray bar is constructed of 76mm and 102 mm (3 inch and 4 inch) diameter carbon steel pipe and also features extra feed outlets for hose reel and general use applications.

The MAC7 and MAC8 models utilize a 4 spray head configuration. The spray bar is also constructed of 76mm and 102 mm (3 inch and 4 inch) diameter pipe available in either plain carbon or stainless steel. The spray heads are also available in our new stainless steel model for corrosive environments.

Spray Capability

Mega spray head valves are fully adjustable for fan width, fan volume and fan direction. When combined with swivels on the spray bar, fan direction can be adjusted in two axis. Mega spray heads provide a consistent flat fan spray over a

very wide area. One or two spray heads are capable of suppressing dust on a road up to 27 meters (90 feet) wide.





OPTIONAL Features

Custom options available upon request.

Factory Installation

Factory Installation

Mega offers complete factory installation for all models of articulated truck water tanks for customer-supplied chassis. Factory installation includes complete testing prior to delivery. Mega can also provide complete cleaning, painting and detailing of a customer-supplied used chassis if desired.




Spray Options



Vertical Side Spray

Two spray head valves are mounted on the front quadrant of the tank with internal piping for spraying vertical fans of water. This spray is suitable for spraying hill sides, piles, and berms.



Intermittent Spray

Intermittent spray control is a spray system feature that permits automatic timing of spray head and dumpbar on/off events when alternating wet/dry patch watering is desired.



Front Bumper Spray

The front bumper spray is commonly utilized to “sweep” a surface with high pressure fans of water. Spray heads are mounted to spray from both sides of the tractor. The spray heads are fully adjustable for vertical and horizontal directions. The location of the spray bar allows the cab hood to fully tilt and open for engine service.

Tank Dump Options



Dump Bar


A dump bar (sometimes called a “drip” or “dribble bar”) is a horizontally arranged 102mm (4 inch) diameter steel pipe that is drilled along its bottom center line with a rows of holes. The dump bar can be either pressurized or non-pressurized.

Pressurized dump bars spray penetrating jets of water directly onto/into the ground surface the width of the tank. Pressurized dump bars may be used with the water pump off to reduce the flow and pressure of water released. Non-pressurized dump bars are gravity fed directly from the


bottom of the water tank. An advantage of this tool is that water can be applied for dust suppression even in the event that the water pump is out of service.

Dump Valve – Remote or Manual Operation

The drain valve option is a 102mm (4 inch) diameter drain located at the bottom rear of the tank. This option is available in either manual or remote actuation.




Fill Options



Anti-Siphon Fill Pipe

The anti-siphon fill pipe is used with any pressurized water source. It is specifically designed to accommodate municipal water systems and fire hydrants requiring an air gap to prevent water siphoning back into the supply.




Conical Fill Port

The Mega conical fill port is funnel shaped from 1676mm (66 inch) diameter to 914mm (36 inch) diameter standing 610mm (24 inches) tall. This allows for easier location of the water fill pipe sock over the main fill port of the tank. (Note: Adds 279mm (11 inches) to overall height of the vehicle. This optional feature does not ship installed on kit tanks.)



OPTIONAL Features
Custom options available upon request.

Mega Water Cannon



Genuine Mega Water Cannon
(Shown with Butterfly Valve & Nozzle)

Mega water cannons are designed for severe duty operation. Standard features include: stainless steel waterways, permanently lubricated, planetary and worm gear drives, ultra heavy-duty hydraulic drive motors. Mega water cannons, controlled by an in-cab joystick, have very smooth travel and can be easily fitted with various adjustable nozzles.

Mega MAC model tanks feature our electro-hydraulic drive water cannon. Heavy-duty hydraulic motors coupled to planetary and worm gear sets drive both directions of travel providing smooth adjustment and dependable service. The water cannon, solenoid control module, and hydraulically actuated water supply valve are located on the front quadrant of the tank. The water cannon includes a standard smooth bore nozzle with built in stream straightener for long distance water stream spray.



The Mega MAC6 tank with an M3 pump can typically project a stream of water through the cannon up to 36 meters (120 feet). The Mega MAC 7 and 8 tanks with Mega M4B pump can project a stream of water through the cannon up to 50 meters (165 ft).

Mega Hydraulic Water Cannon

Hydraulic drive motors provide the highest durability and very smooth travel. Our water cannon solenoid control module is dependable and easily serviced. Adding an adjustable nozzle is as easy as connecting the nozzle and control lines.





Foam Agent Suppression System



A foam agent system consists of a 227 or 454 Liters (60 to 120 gallons) stainless steel foam agent reservoir imbedded into the main water tank. This option also includes the following:

- Nozzle on water cannon
- Foam nozzle
- Cab controls for cannon operation
- Fog-to-stream adjustment

NOTE: Foam agent system requires selection of water cannon option.

Nozzles (For Specialty Mega Water Cannon)

Standard Straight Smooth Bore



Standard Straight Bore With Built-In Stream Shaper

- Single stream
- Built in stream shaper straightens water flow & increases distance lower pressure water pump systems
- 63 mm (2.5 inches) NH connection

Performance Enhancements



Short Stream Shaper

- Increases performance of straight bore nozzles
- Shapes water stream to produce efficient flow
- In-Line Short & Long increases reach

Hydraulically Adjustable



Fog/Fan To Stream

- Hydraulic Adjustment
- Variable Fog/Fan Pattern
- 46m (150 feet) stream reach



Fog To Stream With Foam Education (Requires foam agent system)

- Hydraulic Adjustment
- Variable Fog Pattern
- 46m (150 feet) stream reach
- Adjustable fog pattern with foam (1, 3 and 6% proportioning)
- System does not include foam agent



The DiSCS™ GPS option works with the existing Mega spray system hardware – water pumps, hydraulic motors, spray heads and electro-hydraulic controls. The GPS option is available for use with most Mega water products and offers the following additional benefits over the base system:



GPS Speed Sensing

DiSCS™ uses GPS data to determine speed. The GPS system is universal – there is no special application-specific engineering required and the system is not vulnerable to contamination like radar-based systems. **NOTE: Requires purchase of DiSCS option.**



Self-Contained

DiSCS™ does not require connections to other vehicle systems to determine speed. Because it is self-contained, it is easy to adapt to a wide variety of machine applications.



Automatic Water Consumption Reduction

The DiSCS™ system utilizes a PWM (pulse width modulation) strategy to automatically limit the amount of water consumed based on vehicle speed while maintaining road dust control coverage. Utilizing the PWM strategy avoids the addition of complex and costly variable flow hydraulic systems and the resulting impact on machine reliability.




Automatic Shut-off

The DiSCS™ system automatically shuts off the flow of water as the vehicle comes to a stop to prevent puddling. Spraying automatically resumes as the machine begins to move again.



Fail-Safe

In the event the DiSCS™ system loses its GPS speed signal or otherwise malfunctions, the system reverts to manual mode and allows the machine to continue operating with full capability in the original, manual mode until repairs can be made – no need to immediately down the machine.



Versatility

DiSCS™ is adaptable to most Mega water equipment and can be easily added in the field to machines originally equipped with the base system described above. The control system can be retrofitted to many older models of water distribution equipment equipped with Mega spray systems without replacing any hardware. And, the entire system can be used with competitive water tanks as well.



Reliability

DiSCS™ utilizes the same Mega water pump, hydraulic motors, spray heads and electro-hydraulic controls. There are no complex modifications to the vehicle's hydraulic systems or powertrain – in fact these interfaces do not change at all. The same durable Mega spray system components are maintained with all of the same parts supply, technical support and documentation.



OPTIONAL Features

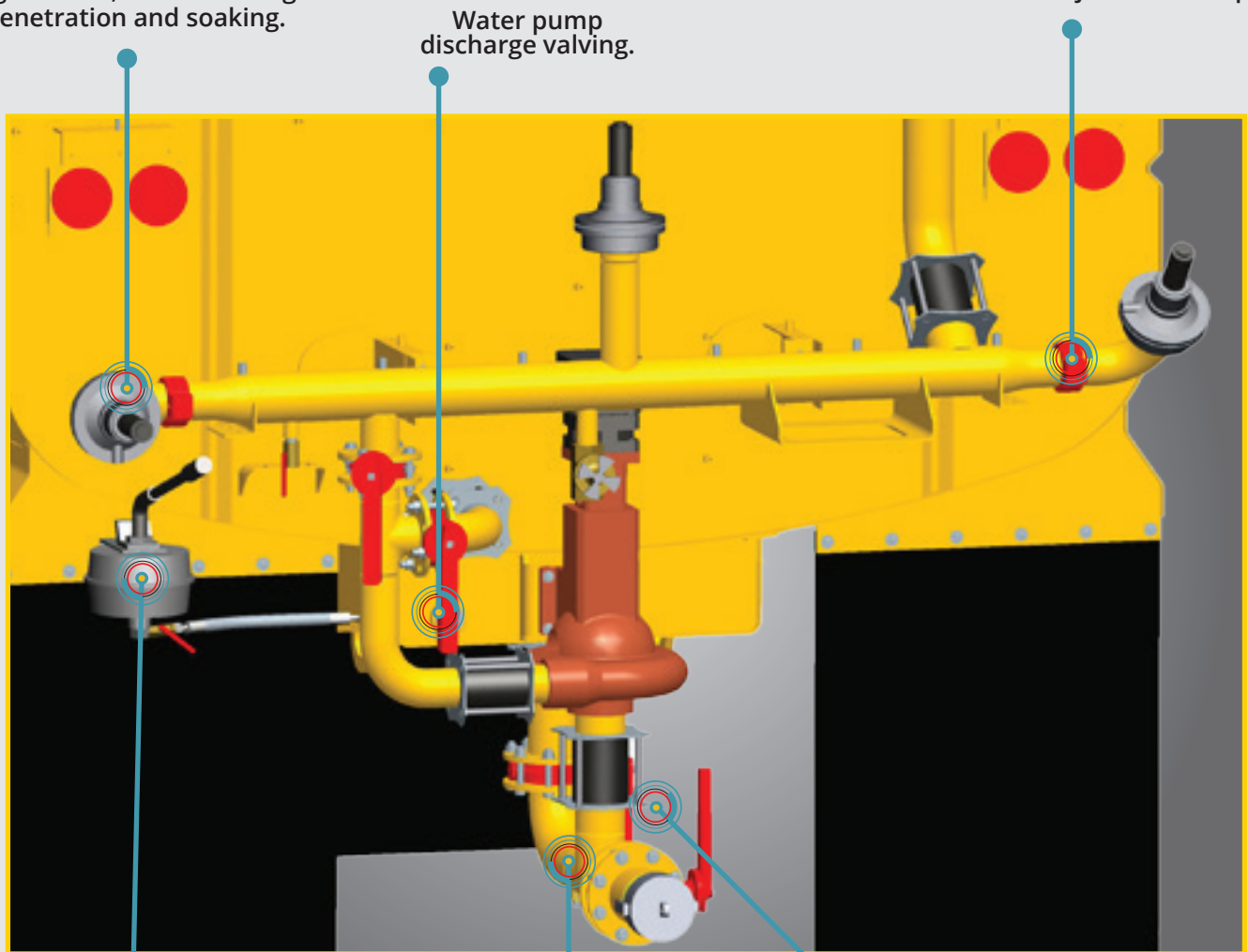
Custom options available upon request.

Self-Loading Capability

Mega MAC6 water tanks feature optional self-loading ability via the discharge pump. Unique to Mega is a built in priming reservoir inside the water tank that floods the suction line with water when the valving is switched to load the tank. An auxiliary manual priming pump is also included. Optional suction hoses can be ordered separately.

FULLY ADJUSTABLE MEGA SPRAY HEADS can be adjusted for fan width volume, watering hillsides, berms or for ground penetration and soaking.

SWIVEL COUPLINGS allows for vertical adjustment of spray.



Water pump discharge valving.

Manually operated priming pump for suction hose.

Suction Hose Connection.

Water pump intake valving.



Corrosion Resistant Features

Mega Corp. offers solutions to tank corrosion caused by the harsh waters often found in mining and landfill environments. Protecting your tank against corrosion adds longevity and dependability to your purchase.

EPOXY Tank Lining

Tank interior is blasted and fully coated with two-part epoxy, engineered for immersion service in tanks. *

Moisture Cure Urethane Tank Lining

Tank interior is coated with aluminum-filled moisture cure urethane. *

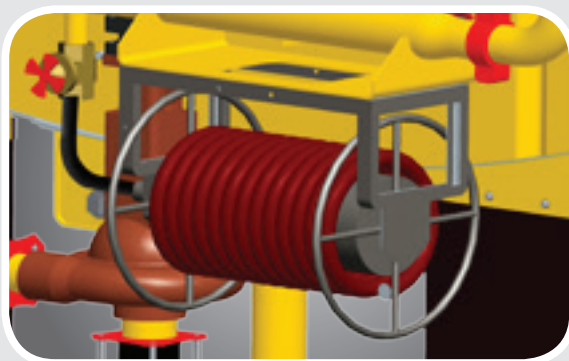
Corrosion Resistance Package

This package is suitable for severe environments where corrosive waters are sprayed. The package consists of:

- Stainless steel spray head valves
- Corrosion resistant Mega M4B water pump with stainless steel waterways
- Stainless steel spray bar and waterways
- Stainless steel solenoid control module enclosure mounted on front bulkhead of tank

*** NOTE: Coating data sheet and MSDS available upon request.**

Hose Reel



Hose reels installed on Mega MAC models include high quality rubber water hose and an adjustable fog to stream nozzle. Manual rewind reels are rim wind type available with 25 mm (1 inch) diameter hose in 15 meters (50 feet) length.

GENUINE MEGA.



GLOBAL SUPPORT

Quick Change Component Package

Out in the field? Need parts? The quick change component package provides the end user with specific operation critical parts for the Mega water tank spray system. Having these parts on hand can reduce downtime by eliminating wait time for acquiring replacement parts. These kit parts can be customized to an end user's needs and water tank fleet. Contact your Mega dealer for complete parts kit list details or contact your Mega sales representative at 1-800-345-8889 for more information.



Parts and Product Support available 24 hours a day, seven days a week.

Product Support Contact:

Office Direct 505.345.2661 • U.S. 1.800.345.8889 • After Hours & Weekend 505.506.1806

Mega's product support team provides full-time technical support including parts sales, on-site field assistance training and after-hours emergency parts service. Mega maintains a complete inventory of repair and maintenance parts for all of its products including parts, accessory kits, and support packages for immediate shipment. Call today for more information on ordering parts or visit our website.

www.megacorpinc.com



Se Habla Español!

Warranty Coverage For Your Mega Equipment

Protecting your investment.



Mega provides a full one year warranty, unlimited hours against defects in materials and workmanship.



STANDARD WARRANTY POLICY

Effective With Deliveries to the First User On or After March 1, 2006



Mega Corp. warrants its products against defects in material and workmanship for a period of twelve months from the time the unit is first placed into service unless stated otherwise below.

Mega Corp. does not warrant malfunctions and failures resulting from misuse, negligence, alteration, accident, or lack of performance of regular maintenance services, nor does it include the replacement of maintenance items made in connection with normal maintenance services. In addition, travel mileage, travel labor, or related travel expenses (such as meals or lodging) will not be covered.

Mega Corp. requires the customer/owner to complete the In-Service report and return it to Mega Corp. within 30 (thirty) days from the date the machine is placed into service. In addition, in-service must begin no later than 1 year from receipt of the machine unless otherwise stated in the sales contract.

This warranty becomes null and void when the product is disassembled, welded-upon, or in any way materially altered without prior written approval from Mega Corp.

Items replaced under this warranty become the property of Mega Corp. All items replaced must be returned to Mega Corp., freight pre-paid.

Responsibilities

Mega Corp. Responsibilities

If a defect in material or workmanship is found during the warranty period, Mega Corp. will:

- Provide (at Mega Corp.'s discretion) new, remanufactured or Mega Corp.- approved repaired parts or assembled components needed to correct the defect.
- Replace lubricating oil, filters, anti-freeze and other items made unusable by the defect.
- Provide reasonable or customary labor needed to correct the defect, including labor for removal and installation when necessary to make the repair.

User/Customer Responsibilities

The user/customer is responsible for:

- Contacting Mega Corp. for authorization prior to the repair.
- Providing Proof of the Delivery Date (via the In-Service Report) to Mega Corp.
- The cost associated with transporting the product or warranty item to the place of repair.
- Costs to investigate complaints, unless the problem is caused by a defect in Mega Corp. materials or workmanship.
- Labor costs, except as stated under "Mega Corp. Responsibilities".
- Premium or overtime labor costs.
- Local taxes, if applicable.
- Giving timely notice of a warrantable failure and promptly making the product available for repair.
- Performance of required maintenance and items replaced due to normal wear.
- Allowing Mega Corp. access to any electronically stored data relevant to the warranted product's application.

Special Coverage Limitations

Structural Failure

Structural failures are described as:

Cracking in weld or base metal of structure not caused by damage or abuse.
Water leaks from tanks due to cracking or weld defect.

Kits For Field Installation

Mega products provided in kit form are designed for Field assembly/installation and are covered under the terms of this warranty with the following provisions:

Installation - Mega Corp. will provide a basic set of drawings for use with installation of products delivered in kit form. These drawings are intended to assist the dealer / customer with installation. Mega Corp. Product Support may be contacted for additional assistance if required. Charges may apply for this service.

Parts - Mega Corp. guarantees that all Mega supplied parts required for field installation will be in the Field installation parts kit. There may be parts that are expected to be supplied by the customer to complete installation. Mega Corp.-supplied parts will be detailed on the installation drawings. Packing lists are supplied with all kits. The customer is responsible for notifying Mega Corp. of missing or damaged parts upon receipt. Signed copies of the packing lists confirming receipt of all parts must be returned to Mega Corp. within 14 days of receipt of parts to maintain this coverage.

Please visit our website for more information
<http://www.megacorpinc.com/productsupport/warranty.asp>



GENUINE MEGA.



MTT20 KOM785

Specialty Haulage Solutions For Construction & Mining



MMP4



MAC8 HM400



MPT12

✓ **KOMATSU® INTEGRATION**

Fully integrated hydraulic and electronic systems.

✓ **OUTSTANDING PRODUCT SUPPORT**

Support parts in stock. Technical communicators on staff.

✓ **OEM COMPONENTS**

Mega uses KOMATSU® components for seamless integration & serviceability.

✓ **ONLINE PARTS**

Mega dealers can order parts and access their account through our website.

www.megacorpinc.com

MEGA CORP.

700 Osuna Rd. N.E. • Albuquerque, NM 87113 • 1-800-345-8889 • 505-345-2661 • Fax 505-345-6190

CHECK US OUT ON THE WEB @ **WWW.MEGACORPINC.COM**

ONLINE PARTS ORDERING IS NOW AVAILABLE!



In response to customer requests, Mega has added online ordering capability to our website. Customers can browse through approximately 700 of our most commonly-ordered parts and place orders using both PO's and credit cards.

Customers will need to register on-line to access this service. Pricing on the web, including any applicable discounts and shipping, will be the same as if the order were placed via telephone. Along with parts ordering, Mega has refreshed the look and functionality of the website to improve its use. Check us out at: www.megacorpinc.com.



Order Parts!



Illustrated Parts Breakdowns!



Set up your account TODAY!



© 2013 Mega Corp. All rights reserved.
REV-02-2014

For more information please visit us
on the web at www.megacorpinc.com

MEGA Corp. and its respective logos as well as corporate and product identity used herein, are trademarks of Mega Corp. and may not be used without permission.

MEGA retains all copyrights in any text, graphic images, and content owned by MEGA Corp. and hereby authorizes you to electronically copy documents published herein solely for the purpose of transmitting or viewing the information.

You may not mirror, modify or otherwise alter any files for rebroadcast, or print the information contained therein, without written permission from MEGA Corp.

Materials and specifications are subject to change without notice. Featured machines in photos may include additional equipment. See your dealer for available options.