



GENUINE MEGA.

MAC

APPLICATIONS FOR JOHN DEERE® ARTICULATED TRUCKS



MEGA ARTICULATED TRUCK TANK



Message from the President

From water tanks and coal haulers to specialty dumper bodies, elevating scrapers and equipment trailers, Mega has developed a reputation for manufacturing quality products and providing outstanding product support.

Mega products, parts and service can be found at OEM construction & mining equipment dealers in virtually all countries around the world.

Our sales & product support departments at Mega are available to help answer your questions. If you need assistance, please contact us toll free in the U.S.A. at 1-800-345-8889 or on the web at www.megacorpinc.com

Thank you for your interest in our products!

www.megacorpinc.com

Follow us on social media. #MegaCorpWW




President



GENUINE MEGA.





Mega manufactures products for moving water, coal, fly-ash, equipment, and other materials in both on and off-highway applications around the world.

TABLE OF CONTENTS

MAC Mega Articulated Truck Tanks	» 01
M.A.S.S. Mega Anti-Surge System	» 02
Standard Features	» 03-10
Mega Spray System	» 03
Mega Spray Heads	» 03
Mega Water Pumps	» 04
Mega Cab Control	» 04
Spray Capability MAC	» 05-06
Optimize Water Applications	» 05-06
Standard Features; Quick Reference Directory	» 10
Optional Features	» 11-20
DiSCS® Mega Digital Spray Control System	» 11
DiSCS® Advantages	» 12
DiSCS® Superbox Features	» 12
GPS Speed Sensing	» 13
Mega Water Cannons	» 14
Mega Foam Eduction System	» 14
Self-Loading	» 15
Corrosion Resistance Package	» 16
QCCP-Quick Change Component Package	» 19
Optional Features; Quick Reference Directory	» 20
MAC Shipping Dimensions	» 21-22
Meet your MEGA Team	» 23
Index	» 24



GENUINE MEGA DESIGN WITH IMPROVED PERFORMANCE AND COST EFFECTIVENESS.

Mega manufactures a complete line of water tanks for all models of John Deere® articulated truck chassis. Mega water tanks are available in kit form (MAC-Mega Articulated Conversion Kit) for dealer installation. Mega water tanks are designed for stable operation, proper weight distribution and long life in applications with John Deere® articulated trucks. The tank's structural, hydraulic and electrical systems are integrated with the John Deere® chassis for trouble-free installation and operation.

Mega offers a wide range of options including corrosion resistant coatings, stainless steel water pumps, water cannons, control cabinets, spray heads and bars, fire-suppression foam systems, a multitude of spray system configurations and Mega's Digital Spray Control System-DiSCS®. The available Mega DiSCS® system works with the complete variety of Mega spray system componentry and offers automatic water pump protection, integrated system troubleshooting, and reduced water consumption and vehicle-speed-based spray rates with GPS option.

Available Mega MAC Water Tanks for JOHN DEERE® Articulated Trucks

MEGA MODEL	TANK SIZE	CHASSIS CONFIGURATION
MAC5	18,925 Liters/5,000 Gallons	250D-II ADT
MAC6	22,710 Liters/6,000 Gallons	300D-II ADT
MAC7	26,495 Liters/7,000 Gallons	300D-II ADT X*
MAC7	26,495 Liters/7,000 Gallons	370E ADT
MAC8	30,280 Liters/8,000 Gallons	400D ADT
MAC9	34,065 Liters/9,000 Gallons	410E ADT
MAC9	34,065 Liters/9,000 Gallons	460E ADT

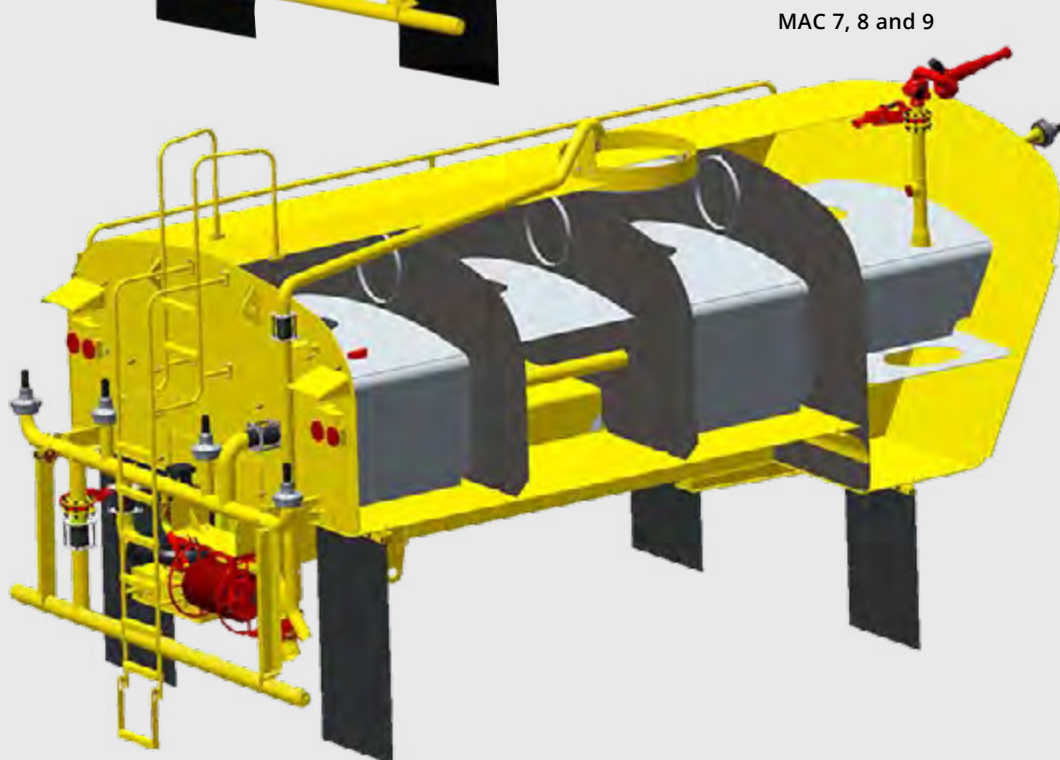
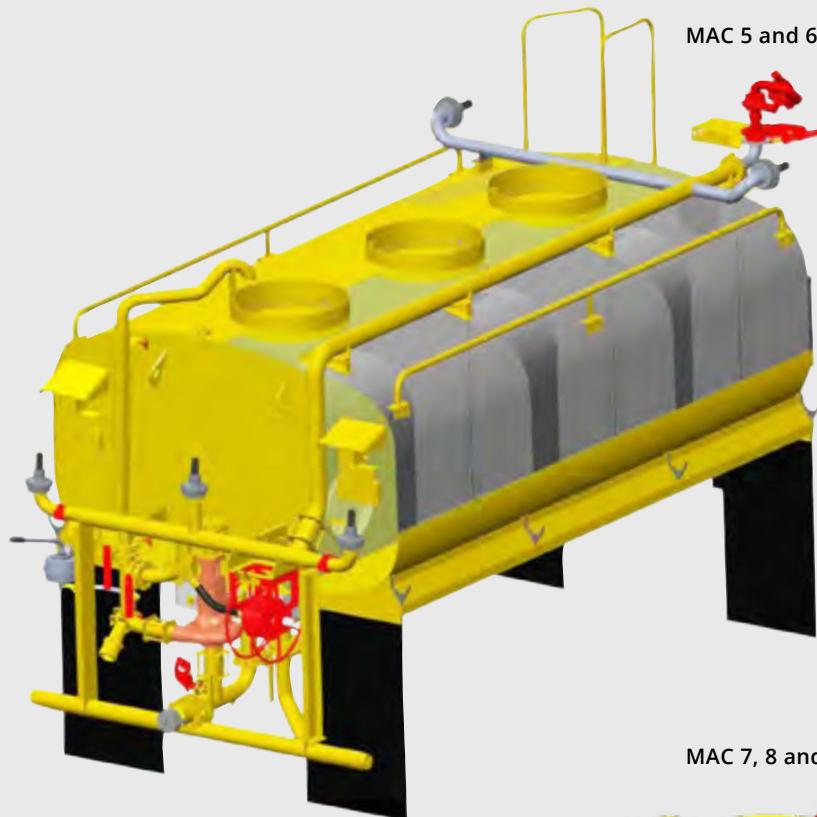
For other tractor models and custom sizes please contact Mega or your local dealer for more information.

*X- Extended Frame

While Tanks May Look Similar On The Outside– It's What's Inside That Counts!

Our M.A.S.S. (Mega Anti Surge System) baffling provides the most stable, lowest profile, and longest-life tank on the market today. Tractor chassis life is improved and maintenance decreased because our tanks are engineered in collaboration with John Deere® to match their ROPS, braking and chassis load ratings. Mega tanks are designed with safety, performance and durability in mind. Provide loading of the chassis endures load stability, standard machine handling and long chassis service life.

Mega tanks feature a elliptical tank design combined with a proprietary baffling system that minimizes the effects of surging water while maximizing tank longevity. The tank mounting system utilizes line-bored rear pin mounts and flexible clamp front mounts that require no welding making tank installation and removal simple.



STANDARD FEATURES

Mega Spray System

Mega Spray Head Valves

Mega developed and patented its spray heads in 1976 and has continually improved them since. Genuine Mega spray heads are fully adjustable for fan volume, width, and direction. Precision water application is a simple matter of proper selection of spray head settings and the number of spray heads activated.

Standard Mega spray head valves are constructed of high-quality aluminum alloy. We offer optional stainless steel models to better resist corrosion and abrasion by the harsh waters often found in mining and construction environments.




Mega Hydraulic Spray Heads

The Mega hydraulic spray head valve utilizes a custom-made, high quality, heavy-duty, double-acting hydraulic cylinder to open and close the valve portion of the spray head. This spray head is suitable for any heavy equipment prime mover.

Mega Spray Heads Valves are FULLY adjustable!

Mega spray heads are adjustable and can be fine-tuned to provide the optimal water distribution for a specific application. This allows for high efficiency, reduced water consumption, and prevention of roadway over-watering.



Mega Water Pumps

The heart of the Mega spray system is the water pump. The water pump is powered by the vehicle's hydraulic system. Mega spray controls ensure proper integration with the chassis' hydraulic system and ECM. Oil is returned into the truck oil filtration and cooling system.

The Mega M-3 heavy-duty water pump features a direct bolt-on hydraulic motor mount and steel splined coupling to simplify drive motor connection. Heavy-duty shaft and dual bearing design provide long life and high water output for superior spray pattern and water cannon performance.

The Mega M-4B high performance water pump also features direct bolt-on hydraulic motor mount and steel splined coupling to simplify drive motor connection. The M-4B pumps are available in both standard cast iron as well as corrosion-resistant models with stainless steel waterways.



MEGA M-3
Standard, CW



MEGA M-4B
Standard, CW

Mega Cab Control

The in-cab spray control module provides independent control of each spray head, water valve and accessory of the Mega water tank. Included in the cab control module is an LED type water level gauge. Our control module is built for rugged use in the harshest environments of mining and construction.

Electro-Hydraulic Spray Control System

For the most demanding mining and construction environments we provide the Mega hydraulic spray control system. The cab control module operates our Mega proprietary hydraulic solenoid spray control module that individually actuates all spray head valves and water valves. The spray control system operates independently from the water pump drive circuit. The solenoid module is housed in a weather tight steel housing. Mega fully supports these systems with spare parts and full time Product Support.



MEGA Cab Control



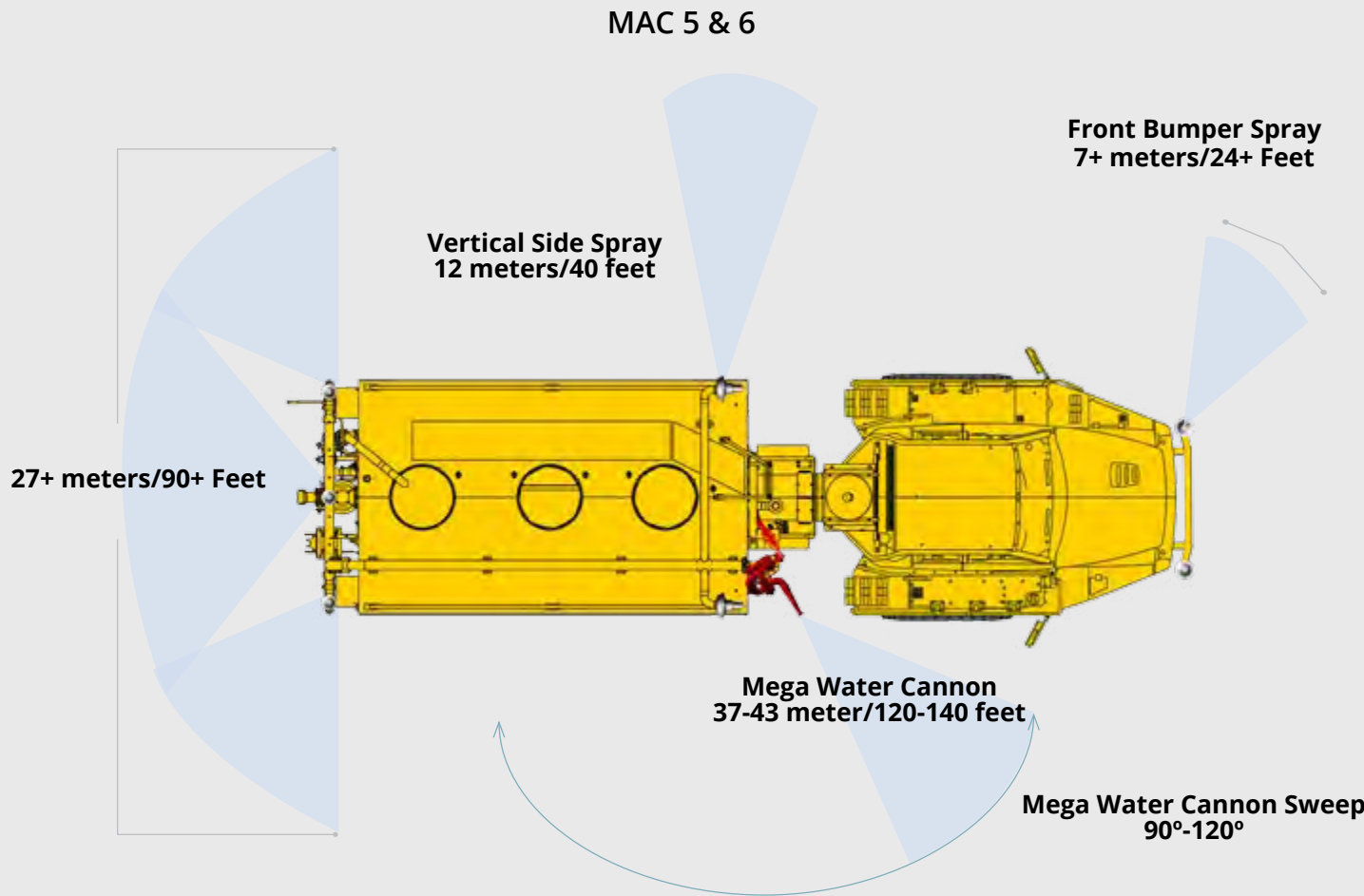
Water Level Gauges

There are two electronic water level gauges, one in the cab control module inside the cab and the other on the solenoid control module mounted on the tank for easy viewing while filling.

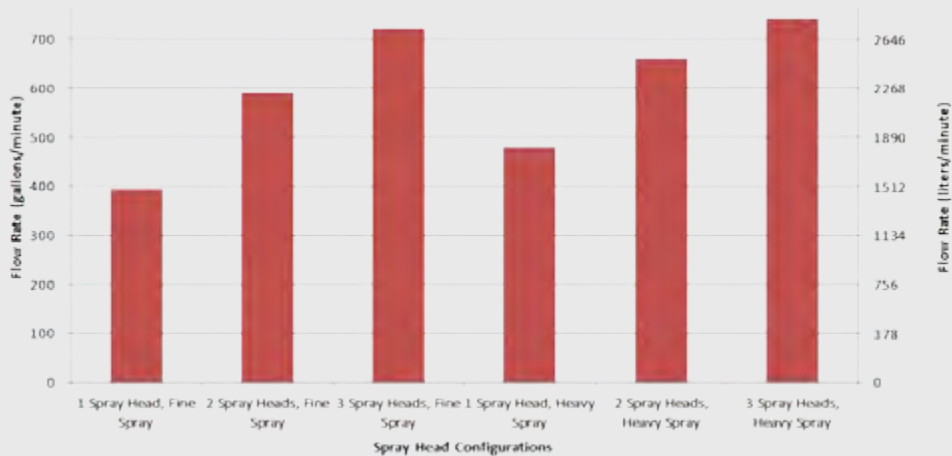
Spray Capability

Mega spray head valves are fully adjustable for fan width, fan volume and fan direction. When combined with swivels (optional feature) on the spray bar, fan direction can be adjusted in two axis. Mega spray heads provide

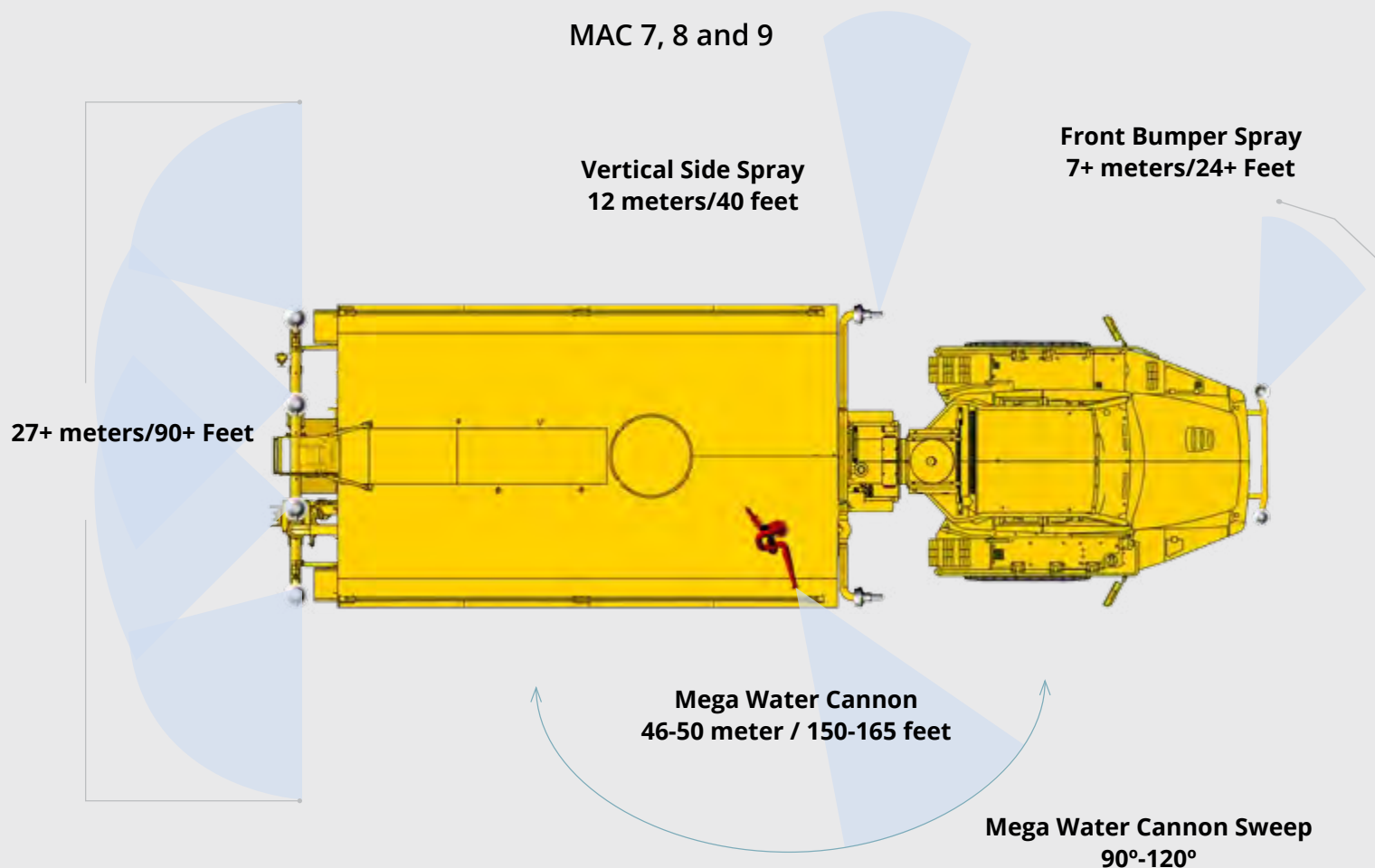
a consistent flat fan spray over a very wide area. One or two spray heads are capable of suppressing dust on a road up to 27 meters (90 feet) wide.



Spray Head Configuration Flow Rates-Mega M-3 Water Pump



Total flow rates of different spray head configurations. The approximate total flow rates in gallons/minute (left vertical axis) and liters/minute (right vertical axis) of three possible spray head configurations. The “fine spray” opening is ¼ inch in height, and the “heavy spray opening” setting is ¾ inch in height.



Spray Head Configuration Flow Rates-Mega M-4B Water Pump




Total flow rates of different spray head configurations. The approximate total flow rates in gallons/minute (left vertical axis) and liters/minute (right vertical axis) of four possible spray head configurations. The "fine spray" opening is $\frac{1}{4}$ inch in height, and the "heavy spray opening" setting is $\frac{3}{8}$ inch in height.

HOW MEGA CAN HELP YOU OPTIMIZE YOUR WATER APPLICATIONS



At Mega we know that every mine and construction site faces its own unique set of challenges, and that no single spray system configuration will work for all applications. To tackle this challenge, Mega spray systems are designed to be versatile to meet any application requirements.

In order to optimize water distribution efficiency, many environmental factors must be considered. The composition of the road, the grade of the slope, the wind, the temperature and humidity of the air, and the desired water coverage must all be taken into account. No other tank company has the depth of experience and staff expertise available to serve our customers that Mega offers. Please contact Mega Sales or Product Support to see how we can help you improve your water spray applications.



At Mega we understand that our most precious natural resources are limited. Water conservation is essential for reducing waste and for safe road conditions, which is why we emphasize efficient water usage methods and equipment.




Direct Pin Mounting With Line-Bored Holes

Mega MAC tanks pin directly to the rear pivot mounts of the truck chassis. Line boring the rear pivot mounts ensures accurate direct pin installation of the tank. Mega ADT tanks do not require welding to the frame. New pivot pins and shims are supplied with the tank.



Flexible Tank Mounting

The truck chassis is allowed to flex beneath the spring type front mounting tie downs. No welding is required to install these mounts.



Exterior Alkyd Enamel Paint

All Mega tanks are fully abrasive blasted prior to application of heavy anti-corrosive prime paint then top coated with customer choice of one color. Tank color is most often matched to the tractor color. Custom coatings and graphics are available upon request.



LED Lighting & Utility Lights

All clearance, stop, and tail lighting on Mega tanks are LED type for long life and low maintenance. Two work lights are mounted on the rear bulkhead of the tank beneath water shedders. The lights are controlled by switches in the cab control.




Ladder and Hand Rails

All Mega tanks include an access ladder to the top of the tank. Our standard ladder features tread grip rungs for a sure footed grip and hand rails at the top of the ladder for ease of access to the top of the tank. Optional customized safety railing is available upon request to meet your exact requirements (extra charges may apply).




Fill Port With Safety Grate

A bolt-in trash screen safety grate is included in the main fill port. Conical shaped fill ports, custom locations, and custom design fill ports are available as optional equipment.




Rear Spray Bar With 3 or 4 Spray Heads

The rear spray bar is designed to fully utilize the capability of the water pump. Our MAC 5 & 6 features 3 hydraulically actuated Mega spray head valves in which the two outer spray heads include swivel couplings. Our MAC 7, 8 & 9 models feature 4 hydraulically actuated Mega Spray Heads (with no swivel couplings).



Mud Flaps

Mud flaps fore and aft of rear drive tires are standard equipment on all Mega MAC tanks.



Oil to Air Heat Exchanger

Mega MAC kits for articulated truck tanks include a hydraulic oil cooler to prevent overheating during extended water pump operation. This eliminates the risk of hydraulic system contamination which is associated with competitive systems that utilize oil-to-water heat exchangers.



Technical Manuals

Each Mega water tank includes a complete set of the following manuals: operators manual, maintenance manual, illustrated parts breakdown, field installation manual with service drawings & schematics, maintenance inspection schedules & recommended spare parts manual. Additional sets of manuals are available for purchase. For more information or visit our website @ www.megacorpinc.com/techmanuals.asp



Warranty Coverage

Mega protects your investment by providing a full one year warranty, unlimited hours against defects in materials and workmanship. Extended warranties are available upon request (additional charges apply).

These standard features are available with most MAC Mega Articulated Truck Tanks and are subject to change or can vary by the size or type of tank. Availability of features vary by model. If you have any questions please contact your Mega sales representative at 505-345-2661 or 1-800-345-8889.

STANDARD FEATURES

Quick Reference Directory

	MAC5 Mega Articulated Truck	MAC6 Mega Articulated Truck	MAC7 Mega Articulated Truck	MAC8 Mega Articulated Truck	MAC9 Mega Articulated Truck
30" Fill Port with Safety Grate & Anti-Skid Walkway	•	•			
36" Fill Port with Safety Grate & Anti-Skid Walkway			•	•	•
Access Ladder and Hand Rails	•	•	•	•	•
Oil to Air Hydraulic Cooler	•	•	•	•	•
Banded Access Manways	•	•	•	•	•
Camera Relocation Bracket*	•	•	•	•	•
Direct Pin Mounting With Line-Bored Holes	•	•	•	•	•
Exterior Alkyd Enamel Paint	•	•	•	•	•
External Piping	•	•	•		
Flexible Front Mounting	•	•	•	•	•
Hydraulic Spray Control System	•	•	•	•	•
Internal Piping			•	•	•
LED Lighting, Water Shedders & Utility Lights	•	•	•	•	•
Baffling System	•	•	•	•	•
Mega In-Cab Control with Solenoid Box	•	•	•	•	•
Mega M-3 Series High Performance Water Pump	•	•			
Mega M-4B Series High Performance Water Pump			•	•	•
Mud Flaps	•	•	•	•	•
Technical Manuals	•	•	•	•	•
Rear Spray Bar - 3 Spray Heads	•	•			
Rear Spray Bar- 4 Spray Heads			•	•	•
Water Level Gauges (One in Cab, One on Tank)	•	•	•	•	•

* Depends on the model-contact your Mega Sales Rep. for more information.

OPTIONAL FEATURES

DiSCS® Mega Digital Spray Control System



Most Mega water products are now available with the new Mega Digital Spray Control System (DiSCS®). Along with the base DiSCS® System, Mega is offering a GPS optional accessory that allows the operator to automatically control the amount of water applied to road surfaces based on ground speed.

Standard System Features

- Easy to use compact ergonomic operator interface
- In-cab water level indicating system
- Intermittent spray head function with on/off adjustments
- Total system pause function
- Work light and auxiliary controls
- Ability to control all optional spray control functions
- Easy to maintain and troubleshoot logic control systems



Water Pump Protections

- ✓ **SOFT START/STOP**
System controlled soft starts/stops to protect against operator induced sudden starts and stops that can decrease drive motor and water pump service life.
- ✓ **LOW WATER**
Automatic soft stop when low water condition is sensed in the tank sump that may cause dry running of the water pump.
- ✓ **OVERHEATING**
Automatic soft stop after extended water pump operation with spray heads and water cannon valves closed (no water flowing from the pump).

Advantages



Reliability

DiSCS® utilizes the same Mega water pump, hydraulic motor, spray heads and electro-hydraulic controls. There are no complex modifications to the vehicle's hydraulic systems or powertrain-in fact these interfaces do not change at all. The same durable Mega spray system components are maintained with all of the same parts supply, technical support and documentation.



Versatility


DiSCS® is adaptable to most Mega water equipment and can be easily added in the field to machines originally equipped with a base system. The control system can be retrofitted to many older models of water distribution equipment equipped with Mega spray systems. The entire system can be used with competitive water tanks as well.

Standard DiSCS® Superbox Features

- Consolidates hydraulic control suite with proven logic control in a weather proof enclosure mounted for easy access. Hydraulic solenoid manifold bank with severe duty spool valves and coils.
- Externally mounted filter assembly to protect hydraulic control valves.
- Logic control modules are conveniently mounted and self diagnostics assist in troubleshooting.
- Durable wiring harness with Duetsch connections throughout for easy coil and spool access. Harness includes additional pre-wired functions for easy plug-and-play of additional functions.



GPS Speed Sensing



The DiSCS® GPS optional accessory works with the existing Mega spray system hardware which includes water pumps, hydraulic motors, spray heads and DiSCS® electro-hydraulic controls. The option includes a self-contained GPS unit to determine ground speed. The GPS system is universal- there is no special application specific engineering required and the system is not vulnerable to contamination like radar-based systems. The GPS option is available for use with most Mega water products and offers the following additional benefits over the base system:

Advantages



GPS Speed Sensing

DiSCS® uses GPS data to determine speed. The GPS system is universal, there is no special application-specific engineering required and the system is not vulnerable to contamination like radar-based systems. **Requires purchase of DiSCS® option.*



Self-Contained

DiSCS® does not require connections to other vehicle systems to determine speed. Because it is self-contained, it is easy to adapt to a wide variety of machine applications.



Automatic Water Consumption Reduction

The DiSCS® system utilizes a PWM (pulse width modulation) strategy to automatically limit the amount of water consumed based on vehicle speed while maintaining road dust control coverage. Utilizing the PWM strategy avoids the addition of complex and costly variable flow hydraulic systems and the resulting impact on machine reliability. Two application software choices are available and operator selectable (continuous water layer or checker boarding).



Automatic Shut-off

The DiSCS® system automatically shuts off the flow of water as the vehicle comes to a stop to prevent puddling. Spraying automatically resumes as the machine begins to move again.



Fail-Safe

In the event the DiSCS® system loses its GPS speed signal or otherwise malfunctions, the system reverts to manual mode and allows the machine to continue operating with full capability in the original, manual mode until repairs can be made – no need to immediately down the machine.



Mega Water Cannons

Mega's water cannons are designed and built to perform in the most severe environments of mining and construction. Capable of any water pressures and flows required for the mobile water equipment industry, Mega's water cannons are ideal for fire suppression, high pressure equipment washing, and most applications that require long-distance, concentrated spray.



We offer Specialty Nozzles

Mega's hydraulic water cannons can be fitted with a variety of adjustable nozzles to customize the spray pattern and distance. In addition to the standard straight bore nozzle, Mega offers fan to stream, fog to stream with foam eduction, and fog to stream nozzles. For more nozzle options please check out our *Mega Component & Performance Sourcebook* available for download @ www.megacorpinc.com/parts/mega_components.asp or ask your Mega sales representative for more information.



Mega Foam Eduction System

The Fire Suppression System is an air-aspirated foam eduction system compatible with any class of foam that can be nozzle-aspirated*. The system consists of a stainless steel (304 grade) foam concentrate tank, water cannon, and foam eduction nozzle. Our medium-expansion nozzles allow for adjustable foam percentages of 1%, 3%, 6%, and 10%, and possible flow rates of 350, 500, and 750 GPM.

The Mega foam tank is mounted externally on the water tank, and is available in a 60 gallon size. Mega's foam system can be ordered as an optional on a new Mega water tank, or purchased as a kit and installed on an existing water tank.

* Option requires the purchase of a Mega Water Cannon.



Always follow the foam concentrate manufacturer's recommendations for proper storage of the foam concentrate.

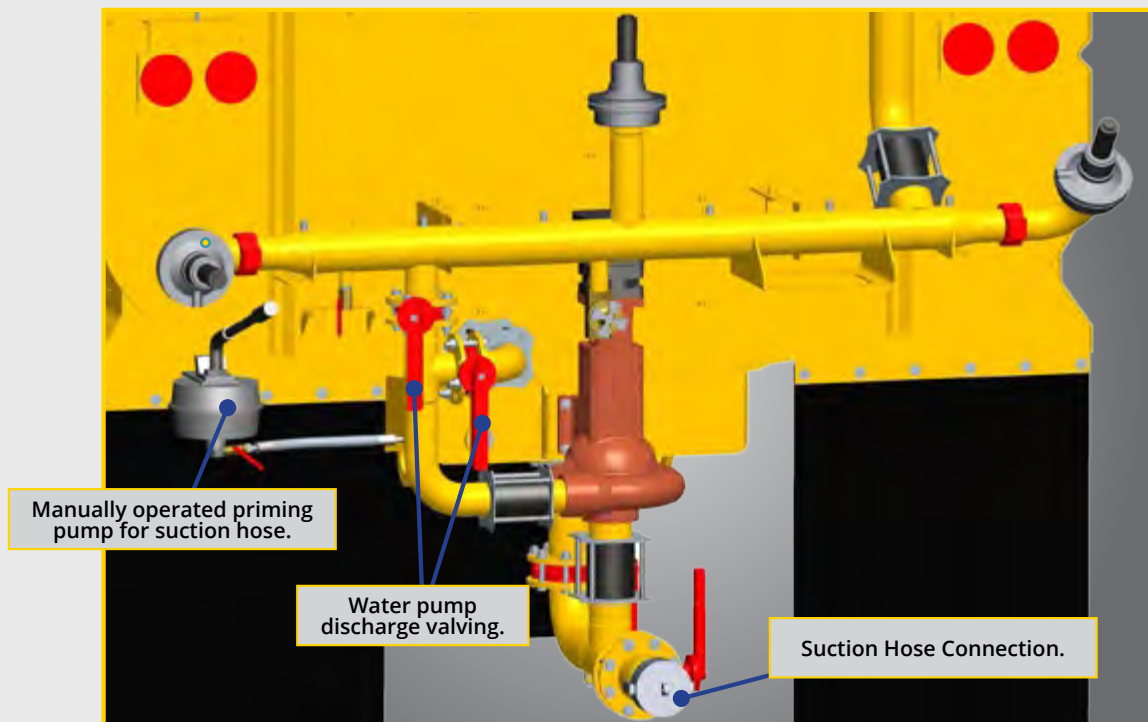


MEGA 60 gallon External Foam Tank

Self-Loading Capability

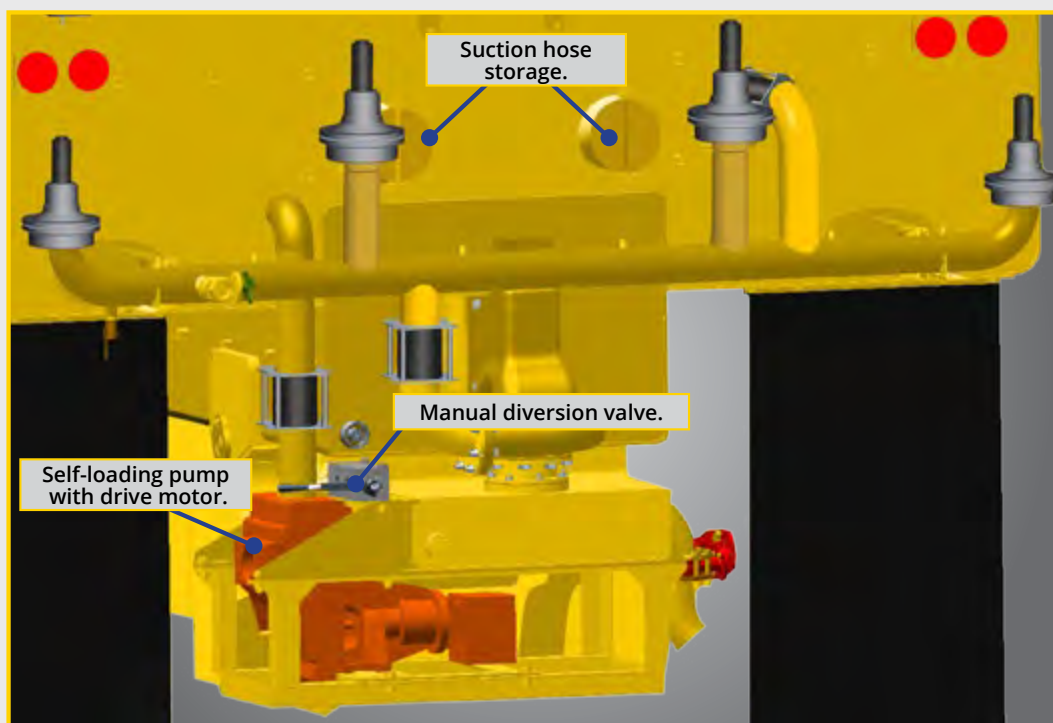
MAC 6


Mega MAC water tanks feature optional self-loading ability via the discharge pump. Unique to Mega is a built in priming reservoir inside the water tank that floods the suction line with water when the valving is switched to load the tank. An auxiliary manual priming pump is also included. *Optional suction hoses can be ordered separately.*



MAC 7 and 8

Mega's larger MAC water tanks also feature an optional self-loading capability via a separate pump station. The additional water pump is powered hydraulically by diverting hydraulic power from the discharge water pump via a manual diversion valve. The option includes two suction hoses, foot valve, and hose storage tubes.





Solutions For Corrosive Environments

Mega Corrosion Resistant Package

Mega offers solutions to tank and component corrosion caused by the harsh waters often found in mining and landfill environments. Protecting your tank against corrosion adds longevity and dependability to your purchase, tank and spray system.

The package consists of:

- Stainless steel spray head valves
- Corrosion resistant Mega M4-B water pump with stainless steel waterways
- Stainless steel spray bar and waterways
- Stainless steel solenoid control module enclosure mounted on front bulkhead of tank



Stainless Steel Spray Head

The Mega stainless steel hydraulic spray head is optimized for use in the most severe environments. The stainless steel hydraulic spray head shares the same design as the Mega aluminum hydraulic spray head, with the exception that all metallic parts that come into contact with water during use are stainless steel. The Mega 3 inch hydraulic spray head valve is actuated by a long life double-acting hydraulic cylinder.



Corrosion Resistant Mega Water Pump

The Mega corrosion resistant water pump features a Mega M4-B centrifugal pump manufactured with a stainless steel volute case, packing mount and impeller—all surfaces that are in continuous contact with water utilize stainless steel construction.



Complete Stainless Steel Mega Water Pump

The complete stainless steel Mega water pump features a Mega M4-B centrifugal pump manufactured with a stainless steel frame, volute case, shaft and impeller. It is designed for maximum life in corrosive applications..



Interior Coatings (Epoxy & Urethane)

Mega tanks are abrasive blasted prior to the application of an optional epoxy or aluminum filled moisture cure lining. The epoxy lining is best suited for the harshest acidic, alkaline, and salty waters. The aluminum filled moisture cure lining is very effective in normal to salty waters. Specialty linings including potable water linings are available on request.
*Coating data sheet and MSDS available upon request.



Factory Installation

Mega offers complete factory installation for all models of articulated truck water tanks for both customer-supplied and Mega-supplied chassis. Factory installation includes complete testing prior to delivery. Mega can also provide complete cleaning, painting and detailing of a customer-supplied used chassis if desired.



Vertical Side Spray

Two spray head valves are mounted on the front quadrant of the tank with external piping for spraying vertical fans of water. This spray is suitable for spraying hill sides, piles, and berms.



Swivel Couplings on Rear Spray Bar

The standard Mega MAC rear spray bar incorporates three or four Genuine Mega spray head valves. Each spray head rotates 360 degrees horizontally to adjust water spray fan direction. Optional swivels on each spray head allow for vertical spray direction adjustment for MAC 7 & 8 only.



Front Bumper Spray Kit

The front bumper spray is commonly utilized to "sweep" a surface with high pressure fans of water. Spray heads are mounted to spray from both sides of the tractor. The spray heads are fully adjustable for vertical and horizontal directions. The location of the spray bar allows the cab hood to fully tilt and open for engine service. **This item is available by special request.*



Adjustable Fog-Stream Nozzle

Hydraulically adjustable, variable fog pattern, stream reaches 46m (150 feet). This option requires the purchase of the Water Cannon option. If the adjustable fog-stream nozzle option is not available for selection, please select the required option from a previous page.





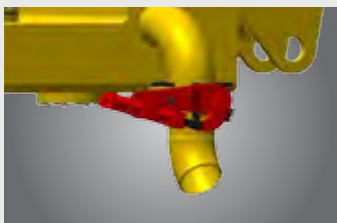
Anti-Siphon Fill Pipe

The anti-siphon fill pipe is used with any pressurized water source. It is specifically designed to accommodate municipal water systems and fire hydrants requiring an air gap to prevent water siphoning back into the supply.



Dump Bar

A dump bar (sometimes called a "drip" or "dribble bar") is a horizontally arranged 102 mm (4 in.) diameter steel pipe that is drilled along its bottom center line with rows of holes. The dump bar can be either pressurized or non-pressurized. Pressurized dump bars spray penetrating jets of water directly onto the ground surface the width of the tank. Non-pressurized dump bars are gravity fed directly from the bottom of the water tank.




Drain Valve

The quick dump option is a large drain located at the bottom rear of the tank. This option is available either manually or hydraulic remote actuated for MAC 5 and 6 as 101 mm/4 inch diameter and for MAC 7 and 8 a 203 mm/8 inch diameter.



Hose Reel

Hose reels installed on Mega MAC models include high quality rubber water hose and an adjustable fog to stream nozzle. Hose reels come in various sizes and are available in either manual or hydraulic rewind. **Sizes vary by model.*



Conical Fill Port

The Mega conical fill port is funnel shaped from 1676 mm (66 inch) diameter to 914 mm (36 inch) diameter standing 610 mm (24 inches) tall. This allows for easier location of the water fill pipe sock over the main fill port of the tank. **Adds 279 mm (11 inches) to overall height of the vehicle. This optional feature does not ship installed on kit tanks.*



Intermittent Spray Package

Intermittent spray is a spray control option on the cab control console that allows for independent spray-on and spray-off timing when wet/dry strip watering is desired. When activated the intermittent spray control will automatically actuate any spray head that is turned on. **This Option is Standard with the DiSCS® system.*




Camera Relocation

Mounting bracket and cable to relocate camera from the prime mover to the water tank.



Fall Protection Tie-Off Points

Multiple D-ring style fall protection tie-off points welded to top of tank.



Magnesium Anodes

Magnesium anodes mounted in tank to help minimize corrosion.



Additional Technical Manuals

Additional sets of manuals are available for purchase. Each Mega water tank includes a set of the following manuals: operators manual, maintenance manual, illustrated parts breakdown, field installation manual with service drawings & schematics, maintenance inspection schedules & recommended spare parts manual. For more information or visit our website @ www.megacorpinc.com/techmanuals.asp

QCCP-QUICK CHANGE COMPONENT PACKAGE

The quick change component package provides the end user with specific operation critical parts for the Mega water tank spray system. Having these parts on hand can reduce downtime by eliminating wait time for acquiring replacement parts. These kit parts can be customized to an end user's needs and water tank fleet. Contact your Mega dealer for complete parts kit list details or contact your Mega sales representative at 1-800-345-8889 for more information.



Optional features are available with most MAC-Mega Articulated Truck Tanks and are subject to change and can vary by the size or type of tank. Availability of features vary by model. *Customization available upon request!* If you have any questions please contact your Mega sales representative at 505-345-2661 or 1-800-345-8889.

OPTIONAL FEATURES Quick Reference Directory	MAC5 Mega Articulated Truck	MAC6 Mega Articulated Truck	MAC7 Mega Articulated Truck	MAC8 Mega Articulated Truck	MAC9 Mega Articulated Truck
Additional Technical Manuals	•	•	•	•	•
Adjustable Fog-Stream and/or Fan-Stream Nozzle	•	•	•	•	•
Anti-Siphon Fill Pipe	•	•	•	•	•
Camera Relocation Bracket*	•	•	•	•	•
Conical Fill			•	•	•
Corrosion Resistant Package			•	•	•
DiSCS®-Digital Spray Control System	•	•	•	•	•
Drain Valve	•	•	•	•	•
Dump Bar	•	•	•	•	•
Factory Installation	•	•	•	•	•
Fall Protection Tie-off Points	•	•	•	•	•
Foam Agent System	•	•	•	•	•
Front Bumper Spray (Special Request)	•	•	•	•	•
GPS Speed Sensing (Requires DiSCS®)	•	•	•	•	•
Hose Reel	•	•	•	•	•
Intermittent Spray (Included With DiSCS®)	•	•	•	•	•
Interior Coatings (Epoxy or Urethane)	•	•	•	•	•
Magnesium Anodes	•	•	•	•	•
Mega Water Cannon	•	•	•	•	•
On-site Assistance	•	•	•	•	•
Quick Change Components Package	•	•	•	•	•
Suction Loading	•	•	•	•	•
Swivel Couplings on Rear Spray Bar			•	•	•
Vertical Side Spray	•	•	•	•	•

* Depends on the model-contact your Mega Sales Rep. for more information.

We are not a **BIG** business, but we do **BIG** things.



GENUINE MEGA.

VISION

To be recognized as the leading supplier of specialty haulage products for the global construction and mining industry.

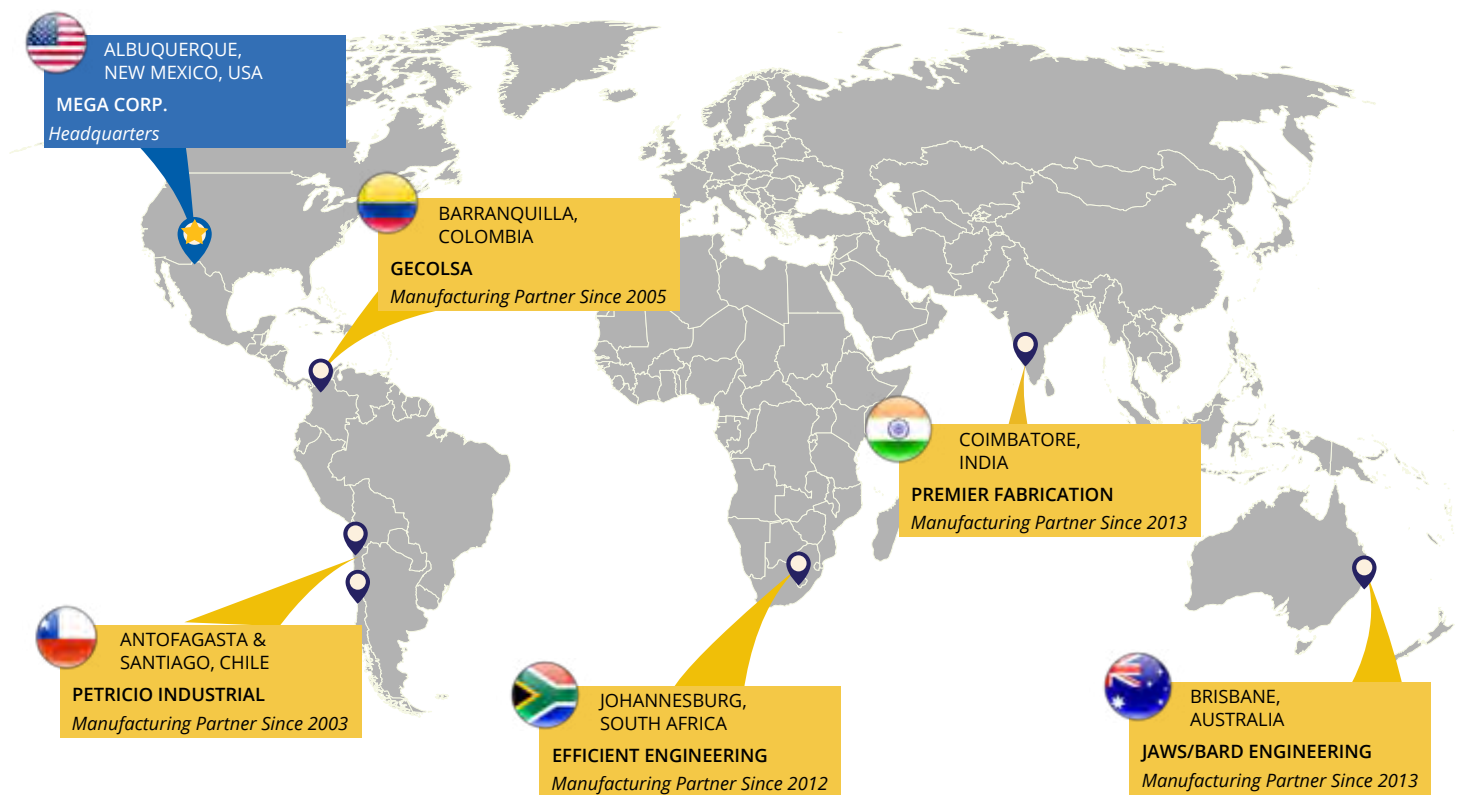
MISSION STATEMENT

Mega will create benefits for our customers, employees, shareholders and the communities in which we do business by developing, manufacturing and marketing specialty haulage products for the construction and mining industry that provide the best value to our customers.

We reach out **GLOBALLY** to take care of **YOU**

Wherever you are in the world, we're here to ensure you get the highest quality, most effective and durable water tank in the industry. Mega is responsible for the design, development, manufacture, marketing, and sale of products used in surface mining and construction projects worldwide.

Mega's products include all varieties of water haulage equipment, elevating scrapers, coal haulers, bottom-dump trailers, equipment transports, specialty dumper bodies, mobile pumps, and stand tanks, as well as parts, service and technical support. Mega's products are manufactured at its headquarters in Albuquerque, New Mexico, U.S.A. as well as by its partners in Chile, Colombia, South Africa, India, and Australia.



Parts and Product Support available 24 hours a day, seven days a week.

Product Support 505.345.2661 • U.S. 1.800.345.8889 • After Hours & Weekend 505.918.7271

www.megacorpinc.com

Meet your MEGA team



JEFF LINN

Director- Sales & Marketing
jlinn@megacorpinc.com
505-345-2661



JOHN STUBBS

Parts Sales Manager
Regional Sales Manager
jstubbs@megacorpinc.com
505-259-5975



JOSE BARRAZA

Parts Sales
jbarraza@megacorpinc.com
505-341-6969



DAVID HOLLY

Parts Sales &
Product Support Technician
dholly@megacorpinc.com
505-341-6990



WAYNE KELLARD

Regional Sales Manager
wkellard@megacorpinc.com
562-755-8498



CLAUDIO CÓRDOVA M.

Independent Sales
Representative-
Latin America
ccordova@megacorpinc.cl
011-56996476128



KELLY KURDY

Regional Sales Manager
EAME
Europe/Africa/Middle East/India
kkurdy@megacorpinc.com
208.860.1013



JENNIFER GOCKLEY

Sales Administrator
jgockley@megacorpinc.com
505-341-6998



KEN KNOTTS

Product Support
Sales Representative
kknotts@megacorpinc.com
505-322-9770



BILL TAYLOR

Product Support
Sales Representative
btaylor@megacorpinc.com
505-341-6988



ALEXANDRA LUTS

Technical Writer
aluts@megacorpinc.com
505-998-6507



GENUINE MEGA.

www.megacorpinc.com

INDEX

A

Additional Technical Manuals, **19**
Adjustable Spray Head Valves, **3**
Anti-Siphon Fill Pipe, **18**
Available MAC models for JOHN DEERE®, **1**

B

Baffling, **2**

C

JOHN DEERE® Articulated Trucks, **1**
Complete, MAT-Mega Articulated Tank, **1**
Cab Control, Mega
Electro-Hydraulic Control System, **4**
Water Level Gauges, **4**
Corrosion Resistant Features, **16**

D

Direct Pin Mounting, **8**
DiSCS®
Mega Digital Spray Control System, **11**
Advantages, **12**
Automatic Shut-Off, **13**
Automatic Water
Consumption Reduction, **13**
Fail-Safe, **13**
GPS Speed Sensing, **13**
Self-Contained, **13**
Superbox Features, **12**
Water Pump Protection, **11**

Dump Bar, **18**

E

Electro-Hydraulic Control System,
See Cab Control
Elliptical tank design, M.A.S.S., **2**
Epoxy Interior or Urethane Coating, **16**
Exterior Alkyd Enamel Paint, **8**

F

Factory Installation, **17**
Fall Protection Tie-off Points, **19**
Fill Port with Safety Grate, **8**
Flexible Tank Mounting, **8**
Foam Agent System, **14**
Foam Eduction, Mega, **14**
Front Bumper Spray, **17**

H

Hose Reel, **18**
Hydraulic Spray Heads, **3**

L

Ladder & Hand Rails, **8**
LED Lighting & Utility Lights, **8**

H

Hydraulic Spray Heads, **3**

I

Intermittent Spray, **18**

M

MAC-Mega Articulated Truck Tank
See Standard Features/Optional Features
Intro, **1**
Models, **1**
Self-Loading (MAC 5&6), **15**
Shipping Dimensions, **21-22**
Spray Capabilities, MAC **5-6**
M.A.S.S.-Mega Anti Surge System, **2**
MAC 6 Structure, **2**
MAC 7 & 8 Structure, **2**

Magnesium Anodes, **19**

MEGA
See Cab Control
Hydraulic Spray Heads, **3**
Mega Foam Eduction, **14**
Pneumatic Spray Heads, **3**
Spray System, **3-7**
Water Cannons, **14**
See Water Pumps

N

Nozzles (for Water Cannons), **14**

O

Oil to Air Cooler, **9**

Optional Features, MAC **11-20**
Additional Technical Manuals, **19**
Anti-Siphon Fill Pipe, **18**
Camera Relocation Bracket, **18**
Conical Fill Port, **18**
Corrosion Resistant Features, **16**
Custom Exterior Coating,
DiSCS®, **11-13**
Dump Bar, **18**
Epoxy Interior or Urethane Coating, **16**
Factory Installation, **17**
Fall Protection Tie-off Points, **19**
Foam Agent System, **14**
Front Bumper Spray, **17**
GPS Speed Sensing, **13**
Hose Reel, **18**
Intermittent Spray, **18**
Magnesium Anodes, **19**
Mega Water Cannon, **14**
On-site Assistance
Self-Loading (MAC 5&6), **15**
Swivel Couplings on Rear Spray Kit, **17**
Quick Change Components Package, **19**
Vertical Side Spray, **17**

P

Pneumatic Spray Heads, **3**

Q

Quick Change Components Package, **19**
Quick Reference Guides
Standard Features, MAC, **3-20**
Optional Features, MAC, **11-20**

R

Rear Spray Bar, **8**

S

Spray System, **3-7**
Standard Features, **3-10**
Direct Pin Mounting, **8**
Exterior Alkyd Enamel Paint, **8**
Fill Port with Safety Grate, **8**
Flexible Tank Mounting, **8**
Hydraulic Spray Heads, **3**
Ladder & Hand Rails, **8**
LED Lighting & Utility Lights, **8**
Mega Cab Control, *See Cab Control*
Mega Spray Head Valves, **3**
Mega Spray System, **3-7**
Mega Water Pumps, *See Water Pumps*
Mud Flaps, **9**
Oil to Air Cooler, **9**
Pneumatic Spray Heads, **3**
Rear Spray Bar, **8**
Spray Capability, **5-6**
Technical Manuals, **9**
Warranty Coverage, **9**
Water Level Gauge, *See Cab Control*

Spray Capabilities, MAC **5-6**
Superbox Features, *See DiSCS®*
Swivel Couplings on Rear Spray Kit, **17**

T

Technical Manuals, **9**

V

Vertical Side Spray, **17**

W

Water pumps, Mega
M-3, Water Pump, **4**
M-4B, Water Pump, **4**
Corrosion Resistant, **16**
M-4 Water Pump,
Complete Stainless Steel, **16**

Water Pump Protection, *See DiSCS®*
Water Cannons, **14**
Water Level Gauge, *See Cab Control*
Warranty Coverage, **9**

Thank You

For Your Business

#MEGACORPWW

GENUINE MEGA.

MEGA CORP.®

700 Osuna Rd. N.E. • Albuquerque, NM 87113 • 1-800-345-8889 • 505-345-2661 • Fax 505-345-6190
www.megacorpinc.com

Follow us on social media.

