

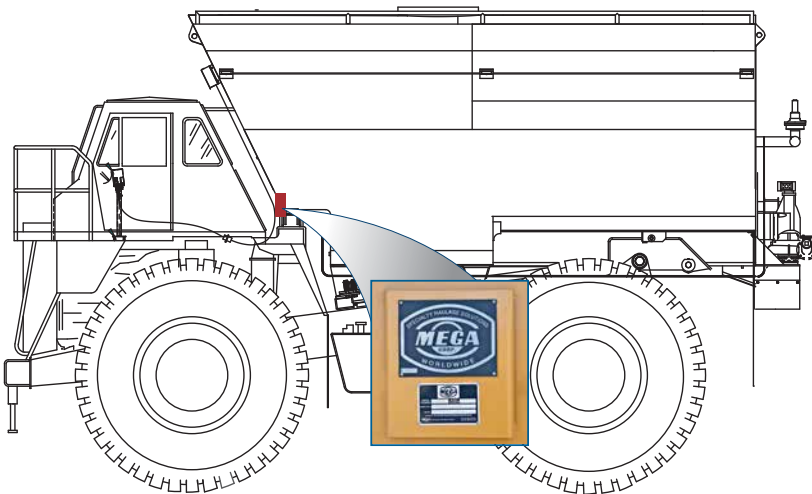
MEGA SERIAL AND MODEL NUMBER LOCATIONS.

The serial and the model number can be found on a bolted plate (has the Mega logo on it) which is usually located on the passenger side of the front of the water tank. The serial number can also be found on the rear of the tank which is on a welded circular plate.

LOCATIONS MAY VARY.

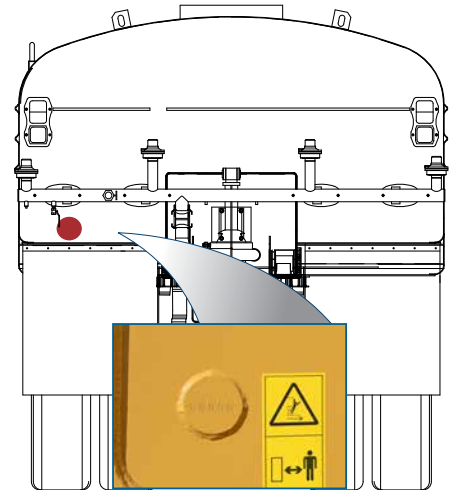
MTT & MWT-Mega Rigid Frame Truck Tanks Serial & Model Number Locations

MTT/MWT Side View.



Bolt on plate with tank serial and model number in the front of tank.

MTT/MWT Back View.



Welded circular plate with tank serial number on the back of the tank.



GENUINE MEGA.

Please call Parts Sales if you have any further questions.

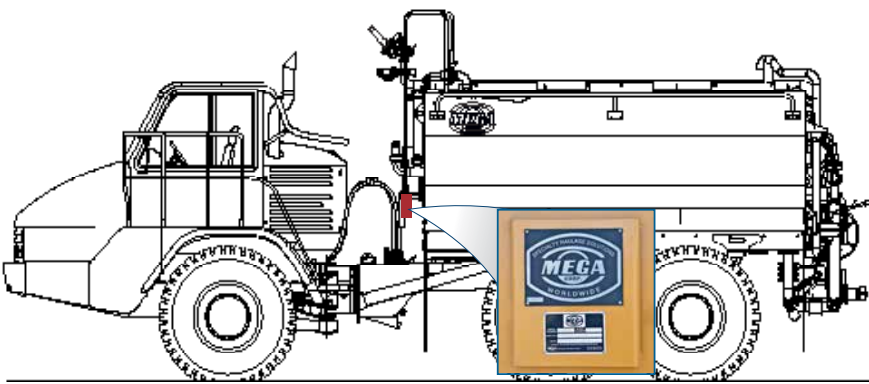
MEGA SERIAL AND MODEL NUMBER LOCATIONS.

The serial and the model number can be found on a bolted plate (has the Mega logo on it) which is usually located on the passenger side of the front of the water tank. The serial number can also be found on the rear of the tank which is on a welded circular plate.

LOCATIONS MAY VARY.

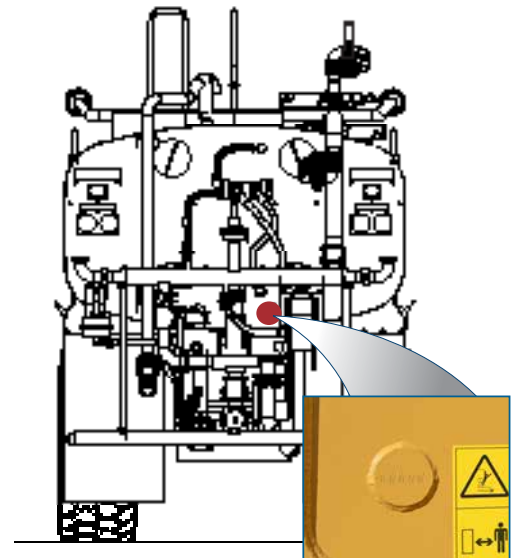
MAC/MAT-Mega Articulated Truck Tank Serial & Model Number Locations

MAC/MAT Side View.




Bolt on plate with tank serial and model number in the front of tank.

MAC/MAT Back View.



Welded circular plate with tank serial number on the back of the tank.



GENUINE MEGA.

Please call Parts Sales if you have any further questions,

MEGA SERIAL AND MODEL NUMBER LOCATIONS.

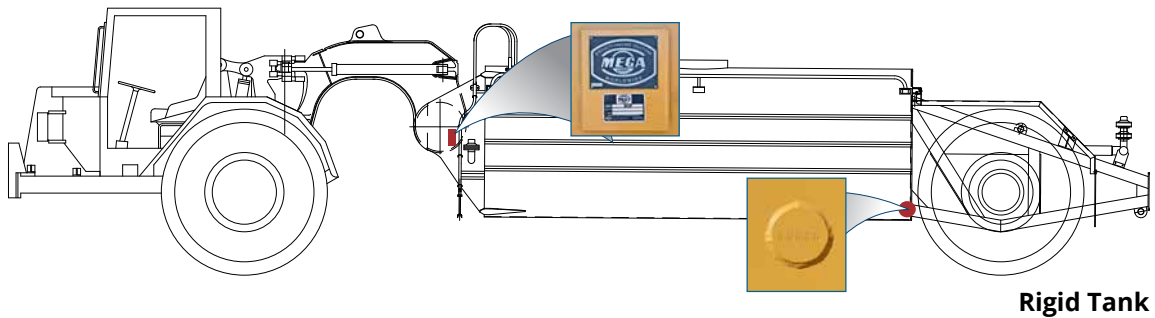
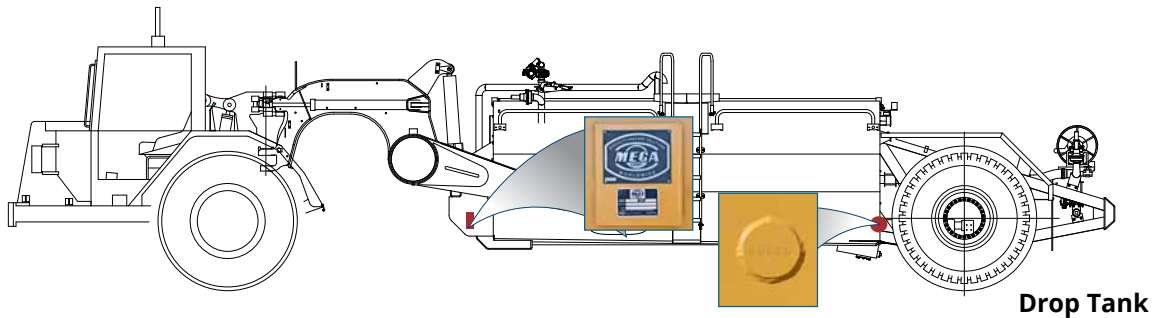
The serial and the model number can be found on a bolted plate (has the Mega logo on it) which is usually located on the passenger side of the front of the water tank. The serial number can also be found on the rear of the tank which is on a welded circular plate.

LOCATIONS MAY VARY.

MSC & MST-Mega Scraper Tanks Serial & Model Number Locations

MSC/MST Side Views.

MSC/MST- Side view. Plate located underneath the ladder of rigid scraper tank. Serial number located on the rear of the bulkhead on welded circular plate.



Sample of plate on a Drop Tank.



Sample of plate on a Rigid Tank.



GENUINE MEGA.

Please call Parts Sales if you have any further questions,

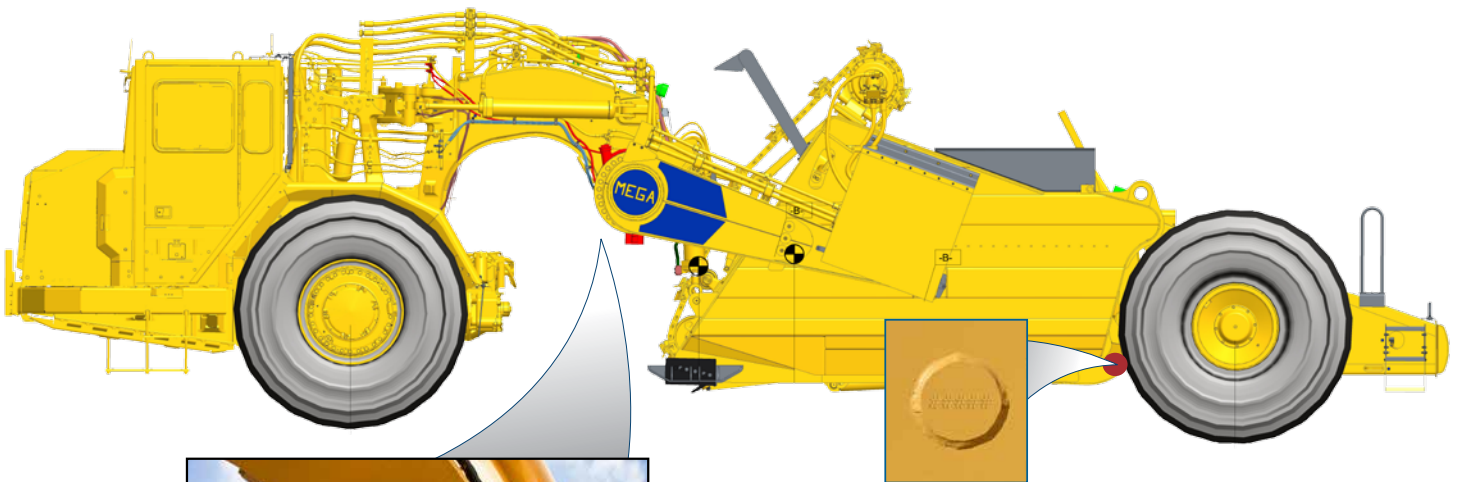
MEGA SERIAL AND MODEL NUMBER LOCATIONS.

The serial and the model number can be found on a bolted plate (has the Mega logo on it) which is usually located on the passenger side of the front of the water tank. The serial number can also be found on the rear of the tank which is on a welded circular plate.

LOCATIONS MAY VARY.

MES34-Mega Elevating Scraper Serial & Model Number Locations

MES34 Side View.



Welded circular plate with tank serial number on the back of the MES.



Plate located on the gooseneck of MES.



GENUINE MEGA.

Please call Parts Sales if you have any further questions,

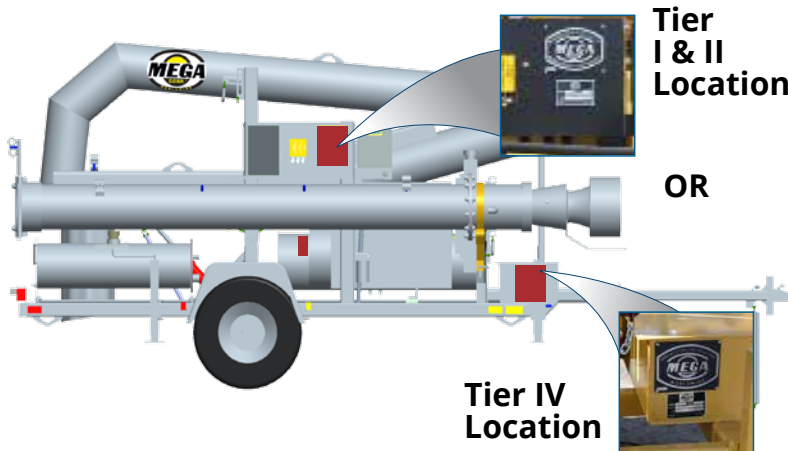
MEGA SERIAL AND MODEL NUMBER LOCATIONS.

The serial and the model number can be found on a bolted plate (has the Mega logo on it) which is usually located on the passenger side of the front of the water tank. The serial number can also be found on the rear of the tank which is on a welded circular plate.

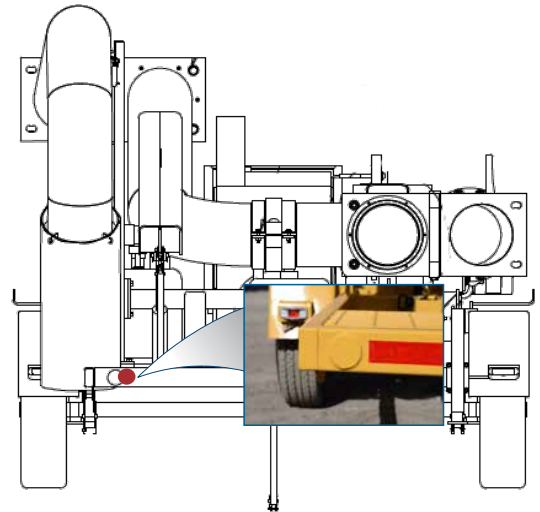
LOCATIONS MAY VARY.

MMP-Mega Mobile Pump Serial & Model Number Locations

MMP Side View.



MMP Back View.



The bolt on plate with tank serial and model number can be found on the side of the MMP depending on the model. MMP Tier IV is on the side of the frame. On MMP Tier II it will be on the control panel.

Welded circular plate with tank serial number on the back of the MMP.



Tier IV Location



Tier I and Tier II Location

GENUINE MEGA.



Please call Parts Sales if you have any further questions,